

UNITED STATES
SECURITIES AND EXCHANGE COMMISSION
Washington, D.C. 20549

FORM 8-K

CURRENT REPORT

PURSUANT TO SECTION 13 OR 15(d) OF THE
SECURITIES EXCHANGE ACT OF 1934

Date of Report (Date of earliest event reported): **April 28, 2021**

GALILEO ACQUISITION CORP.

(Exact name of registrant as specified in its charter)

Cayman Islands

001-39092

N/A

(State or other jurisdiction of incorporation)

(Commission File Number)

(IRS Employer Identification No.)

1049 Park Ave. 14A

New York, NY 10028

(Address of principal executive offices, including zip code)

Registrant's telephone number, including area code: **(347) 517-1041**

Not Applicable

(Former name or former address, if changed since last report)

Securities registered pursuant to Section 12(b) of the Act:

Title of Each Class	Trading Symbol(s)	Name of Each Exchange on Which Registered
Units, each consisting of one Ordinary Share and one Redeemable Warrant	GLEO.U	The New York Stock Exchange
Ordinary Shares, par value \$0.0001 per share	GLEO	The New York Stock Exchange
Warrants, each warrant exercisable for one Ordinary Share for \$11.50 per share	GLEO WS	The New York Stock Exchange

Check the appropriate box below if the Form 8-K filing is intended to simultaneously satisfy the filing obligation of the registrant under any of the following provisions:

- Written communications pursuant to Rule 425 under the Securities Act (17 CFR 230.425)
- Soliciting material pursuant to Rule 14a-12 under the Exchange Act (17 CFR 240.14a-12)
- Pre-commencement communications pursuant to Rule 14d-2(b) under the Exchange Act (17 CFR 240.14d-2(b))
- Pre-commencement communications pursuant to Rule 13e-4(c) under the Exchange Act (17 CFR 240.13e-4(c))

Indicate by check mark whether the registrant is an emerging growth company as defined in Rule 405 of the Securities Act of 1933 (§230.405 of this chapter) or Rule 12b-2 of the Securities Exchange Act of 1934 (§240.12b-2 of this chapter).

Emerging growth company

If an emerging growth company, indicate by check mark if the registrant has elected not to use the extended transition period for complying with any new or revised financial accounting standards provided pursuant to Section 13(a) of the Exchange Act.

Item 7.01 Regulation FD Disclosure.

Attached as Exhibit 99.1 to this Current Report on Form 8-K and incorporated into this Item 7.01 by reference is the investor presentation (the **Investor Presentation**) that will be used by Galileo Acquisition Corp. (NYSE: GLEO.U, GLEO and GLEO WS), a special purpose acquisition company organized under the laws of the Cayman Islands (**Galileo**), in connection with the transactions contemplated by the Merger Agreement described below.

Attached as Exhibit 99.2 to the Current Report on Form 8-K and incorporated into this Item 7.01 by reference is the webinar transcript (the **Transcript**) that was used by Galileo in a conference call on April 28, 2021 to discuss the transactions contemplated by the Merger Agreement described below.

The Investor Presentation and Transcript are intended to be furnished and shall not be deemed "filed" for purposes of Section 18 of the Securities Exchange Act of 1934, as amended (the **Exchange Act**), or otherwise subject to the liabilities of that section, nor shall they be deemed incorporated by reference in any filing under the Securities Act of 1933, as amended, or the Exchange Act, except as expressly set forth by specific reference in such filing.

Item 8.01 Other Events.

On April 28, 2021, Galileo issued a press release announcing the execution of a definitive Agreement and Plan of Merger and Reorganization, dated as of April 28, 2021

(the “**Merger Agreement**”), with Shapeways, Inc., a Delaware corporation (“**Shapeways**”). Pursuant to the Merger Agreement, subject to the terms and conditions set forth therein, a Delaware subsidiary of Galileo will merge with and into Shapeways, with Shapeways surviving the merger as a wholly-owned subsidiary of Galileo. A copy of the press release is furnished as Exhibit 99.3 to this Current Report on Form 8-K.

As a result of entering into the Merger Agreement, the deadline by which Galileo must complete its initial business combination or liquidate the trust account that holds the proceeds of Galileo’s initial public offering extends to October 22, 2021.

Forward-Looking Statements

*This report contains, and certain oral statements made by representatives of Galileo and Shapeways and their respective affiliates, from time to time may contain, “forward-looking statements” within the meaning of the “safe harbor” provisions of the Private Securities Litigation Reform Act of 1995. Galileo’s and Shapeways’ actual results may differ from their expectations, estimates and projections and consequently, you should not rely on these forward-looking statements as predictions of future events. Words such as “expect,” “estimate,” “project,” “budget,” “forecast,” “anticipate,” “intend,” “plan,” “may,” “will,” “could,” “should,” “believes,” “predicts,” “potential,” “might” and “continues,” and similar expressions are intended to identify such forward-looking statements. These forward-looking statements include, without limitation, Galileo’s and Shapeways’ expectations with respect to future performance of Shapeways, anticipated financial impacts of the proposed transaction (the “**Transaction**”), the anticipated addressable market for Shapeways, the satisfaction of the closing conditions to the Transaction, the pre-money valuation of Shapeways (which is subject to certain inputs that may change prior to the closing of the Transaction and is subject to adjustment after the closing of the Transaction), and the timing of the closing of the Transaction. These forward-looking statements involve significant risks and uncertainties that could cause actual results to differ materially from expected results. Most of these factors are outside the control of Galileo and are difficult to predict. Factors that may cause such differences include, but are not limited to: (1) the occurrence of any event, change or other circumstances that could give rise to the termination of the Merger Agreement; (2) a default by one or more of the investors in the PIPE on its commitment, and Galileo’s failure to retain sufficient cash in its trust account or find replacement financing in order to meet the \$100 million minimum cash condition in the Merger Agreement; (3) the inability to consummate the Transaction, including due to failure to obtain approval of the shareholders of Galileo or other conditions to the closing in the Merger Agreement; (4) delays in obtaining or the inability to obtain any necessary regulatory approvals required to complete the Transaction; (5) the inability to obtain the listing of Galileo’s securities on NYSE following the Transaction; (6) the risk that the Transaction disrupts current plans and operations as a result of the announcement and consummation of the Transaction; (7) the ability to recognize the anticipated benefits of the Transaction, which may be affected by, among other things, competition, the ability of Shapeways to grow and manage growth economically and hire and retain key employees; (8) costs related to the Transaction; (9) changes in applicable laws or regulations; (10) the effect of the COVID-19 pandemic on Galileo or Shapeways and their ability to consummate the Transaction; (11) the possibility that Galileo or Shapeways may be adversely affected by other economic, business, and/or competitive factors; and (12) other risks and uncertainties to be identified in the registration/proxy statement (when available) relating to the Transaction, including those under “Risk Factors” therein, and in other filings with the Securities and Exchange Commission (the “**SEC**”) made by Galileo or Shapeways. Galileo and Shapeways caution that the foregoing list of factors is not exclusive, and caution readers not to place undue reliance upon any forward-looking statements, which speak only as of the date made. None of Galileo or Shapeways undertakes or accepts any obligation or undertaking to release publicly any updates or revisions to any forward-looking statements to reflect any change in its expectations or any change in events, conditions or circumstances on which any such statement is based, subject to applicable law.*

Readers are referred to the most recent reports filed with the SEC by Galileo. Readers are cautioned not to place undue reliance upon any forward-looking statements, which speak only as of the date made, and Galileo undertakes no obligation to update or revise the forward-looking statements, whether as a result of new information, future events or otherwise.

Information Sources; No Representations

The press release, Transcript and Investor Presentation have been prepared for use by Galileo and Shapeways in connection with the Transaction. The information therein does not purport to be all-inclusive. The information therein is derived from various internal and external sources, with all information relating to the business, past performance, results of operations and financial condition of Galileo derived entirely from Galileo and all information relating to the business, past performance, results of operations and financial condition of Shapeways derived entirely from Shapeways. No representation is made as to the reasonableness of the assumptions made with respect to the information therein, or to the accuracy or completeness of any projections or modeling or any other information contained therein. Any data on past performance or modeling contained therein is not an indication as to future performance.

No representations or warranties, express or implied, are given in respect of the press release, Transcript or Investor Presentation. To the fullest extent permitted by law in no circumstances will Galileo or Shapeways, or any of their respective subsidiaries, affiliates, shareholders, representatives, partners, directors, officers, employees, advisors or agents, be responsible or liable for any direct, indirect or consequential loss or loss of profit arising from the use of the press release, Transcript or Investor Presentation, its contents (including without limitation any projections or models), any omissions, reliance on information contained within it, or on opinions communicated in relation thereto or otherwise arising in connection therewith, which information relating in any way to the operations of Shapeways has been derived, directly or indirectly, exclusively from Shapeways and has not been independently verified by Galileo. Neither the independent auditors of Galileo nor the independent auditors of or Shapeways audited, reviewed, compiled or performed any procedures with respect to any projections or models for the purpose of their inclusion in the press release, Transcript or Investor Presentation and, accordingly, neither of them expressed any opinion or provided any other form of assurances with respect thereto for the purposes of the press release, Transcript or Investor Presentation..

Important Information About the Transactions and Where to Find It

Galileo and Shapeways will file relevant materials with the SEC, including a Form S-4 registration statement to be filed by Galileo, which will include a prospectus with respect to Galileo’s securities to be issued in connection with the proposed merger and a proxy statement of Galileo with respect to Galileo’s shareholder meeting at which Galileo’s shareholders will be asked to vote on the proposed merger and related matters. GALILEO’S SHAREHOLDERS AND OTHER INTERESTED PERSONS ARE ADVISED TO READ, WHEN AVAILABLE, THE S-4 AND THE AMENDMENTS THERETO AND OTHER INFORMATION FILED WITH THE SEC IN CONNECTION WITH THE TRANSACTION, AS THESE MATERIALS WILL CONTAIN IMPORTANT INFORMATION ABOUT GALILEO, SHAPEWAYS AND THE TRANSACTION. When available, the Proxy Statement contained in the S-4 and other relevant materials for the Transaction will be mailed to shareholders of Galileo as of a record date to be established for voting on the proposed merger and related matters. The preliminary S-4 and Proxy Statement, the final S-4 and definitive Proxy Statement and other relevant materials in connection with the Transaction (when they become available), and any other documents filed by Galileo with the SEC, may be obtained free of charge at the SEC’s website (www.sec.gov) or by writing to Galileo at 1049 Park Ave. 14A New York, NY 10028. Information filed with the SEC is also available on the SEC’s website at www.sec.gov.

Participants in the Solicitation

Galileo and Shapeways and their respective directors, executive officers and employees and other persons may be deemed to be participants in the solicitation of proxies from the holders of Galileo ordinary shares in respect of the proposed business combination. Galileo shareholders and other interested persons may obtain more detailed

information regarding the names and interests in the Transaction of Galileo's directors and officers in Galileo's and Shapeways' filings with the SEC, including when filed, the S-4 and the Proxy Statement. These documents can be obtained free of charge from the sources indicated above.

Disclaimer

This communication shall not constitute a solicitation of a proxy, consent or authorization with respect to any securities or in respect of the proposed business combination. This communication shall not constitute an offer to sell or the solicitation of an offer to buy any securities pursuant to the proposed transactions or otherwise, nor shall there be any sale of securities in any jurisdiction in which the offer, solicitation or sale would be unlawful prior to the registration or qualification under the securities laws of any such jurisdiction. No offering of securities shall be made except by means of a prospectus meeting the requirements of Section 10 of the Securities Act of 1933, as amended.

Item 9.01. Financial Statements and Exhibits.

(d) Exhibits.

<u>Exhibit No.</u>	<u>Description</u>
99.1	Investor Presentation, dated April 2021
99.2	Webinar Transcript, dated April 28, 2021
99.3	Press Release, dated April 28, 2021

SIGNATURE

Pursuant to the requirements of the Securities Exchange Act of 1934, the registrant has duly caused this report to be signed on its behalf by the undersigned hereunto duly authorized.

GALILEO ACQUISITION CORP.

By: /s/ Luca Giacometti
Name: Luca Giacometti
Title: Chief Executive Officer and Chairman

Dated: April 28, 2021

SHAPEWAYS

Shapeways Investor Presentation

April 2021

DISCLAIMER

This Presentation (the "Presentation") is for informational purposes only to assist interested parties in making an evaluation with respect to a proposed business combination between Galileo Acquisition Corp. ("Galileo") and Shapeways Inc. (the "Company" or "Shapeways") and is being furnished through Stifel, Nicolaus & Company, Incorporated ("Stifel") solely for use by prospective investors in connection with their consideration of an in Galileo.

This Presentation does not constitute (i) a solicitation of a proxy, consent or authorization with respect to any securities or in respect of the proposed Business Combination or (ii) an offer to sell, a solicitation of an offer to buy, or a recommendation to purchase any security of Galileo, the Company, or any of their respective affiliates. You should not construe the contents of this Presentation as legal, tax, accounting or investment advice or a recommendation. You should consult your own counsel and tax and financial advisors as to legal and related matters concerning the matters described herein, and, by accepting this Presentation, you confirm that you are not relying upon the information contained herein to make any decision.

The distribution of this Presentation may also be restricted by law and persons into whose possession this Presentation comes should inform themselves about and observe any such restrictions. The recipient acknowledges that it is (a) aware that the United States securities laws prohibit any person who has material, non-public information concerning a company from purchasing or selling securities of such company or from communicating such information to any other person under circumstances in which it is reasonably foreseeable that such person is likely to purchase or sell such securities, and (b) familiar with the Securities Exchange Act of 1934, as amended, and the rules and regulations promulgated thereunder (collectively, the "Exchange Act"), and that the recipient will neither use, nor cause any third party to use, this Presentation or any information contained herein in contravention of the Exchange Act, including, without limitation, Rule 10b-5 thereunder.

Neither Stifel nor the Company nor any of their respective affiliates, employees or representatives makes any representation or warranty, express or implied, as to the accuracy or completeness of any of the information contained in this Presentation or any other information (whether communicated in written or oral form) transmitted or made available to prospective acquirers or investors and each of such persons expressly disclaims any and all liability relating to or resulting from the use of this Presentation or such other information by a prospective acquirer or investor or any of their affiliates or representatives. Stifel has not independently investigated or verified the information contained herein. Prospective investors are not entitled to rely on the accuracy or completeness of the Presentation and are entitled to rely solely on only those particular representations and warranties, if any, which may be made by the Company to an investor in a subscription agreement, when, as and if executed, and subject to such limitations and restrictions as may be specified therein.

Each recipient agrees, and the receipt of this Presentation serves as an acknowledgment thereof, that the subject matter hereof and all of the information contained herein is of a confidential nature and that the recipient will treat such information in a confidential manner and will not, directly or indirectly, disclose or permit its affiliates or representatives to disclose any information regarding its receipt hereof or any information contained herein to any other person or reproduce, disseminate, quote or refer to this Presentation, in whole or in part, without the prior written consent of Stifel or the Company.

Projections - The financial projections presented in this Presentation represent management's current estimates of future performance based on various assumptions, which may or may not prove to be correct. The Company's independent registered public accounting firm has not audited, reviewed, compiled or performed any procedures with respect to the projections and accordingly they did not express an opinion or provide any other form of assurance with respect thereto. These projections should not be relied upon as being necessarily indicative of future results. The assumptions and estimates underlying these projections are inherently uncertain and are subject to a wide variety of significant business, economic and competitive risk that could cause actual results to differ materially from those contained in these projections. Accordingly, there can be no assurance that these projections will be realized. Further, industry experts may disagree with these assumptions and with management's view of the market and the prospects for the Company.

This Presentation does not purport to contain all information which may be material to an acquirer or investor, and recipients of this Presentation should conduct their own independent evaluation and due diligence of the Company. Each recipient agrees, and the receipt of this Presentation serves as an acknowledgment thereof, that if such recipient determines to engage in a transaction with the Company, its determination will be based solely on the terms of the definitive agreement relating to such transaction and on the recipient's own investigation, analysis and assessment of the Company and the transaction.

The Company does not intend to update or otherwise revise this Presentation following its distribution and neither the Company nor Stifel makes any representation or warranty, express or implied, as to the accuracy or completeness of any of the information contained in this Presentation after the date of the Presentation.

References herein to "Stifel" collectively refer to Stifel, Nicolaus & Company, Incorporated and other affiliated broker-dealer subsidiaries of Stifel Financial Corp. References herein to "Stifel Financial" refer to Stifel Financial Corp. (NYSE: SF), the parent holding company of Stifel and such other affiliated broker-dealer subsidiaries.

Neither the Company nor any of its employees or representatives may be contacted directly without the prior written consent of Stifel. All communications, inquiries and requests for information should be directed to Bryan Dow at Stifel.

Use of Data - The data contained herein is derived from various internal and external sources. No representation is made as to the reasonableness of the assumptions made within or the accuracy or completeness of any projections or modeling or any other information contained herein. Any data on past performance or modeling contained herein is not an indication as to future performance. Galileo and the Company assume no obligation to update the information in this presentation. Further, the financial statements contained herein were prepared by the Company in accordance with private company AICPA standards. The Company is currently in the process of conforming its financials to comply with public company and SEC requirements.

Trademarks - Galileo and the Company own or have rights to various trademarks, service marks and trade names that they use in connection with the operation of their respective businesses. This presentation may also contain trademarks, service marks, trade names and copyrights of third parties, which are the property of their respective owners. The use or display of third parties' trademarks, service marks, trade names or products in this presentation is not intended to, and does not imply, a relationship with Galileo or the Company, or an endorsement or sponsorship by or of Galileo or the Company. Solely for convenience, the trademarks, service marks, trade names and copyrights referred to in this presentation may appear without the TM, SM, ® or © symbols, but such references are not intended to indicate, in any way, that Galileo or the Company will not assert, to the fullest extent under applicable law, their rights or the right of the applicable licensor to these trademarks, service marks, trade names and copyrights.

DISCLAIMER, CONT.

Forward Looking Statements - Certain statements included in this Presentation are not historical facts but are forward-looking statements for purposes of the safe harbor provisions under the United States Private Securities Litigation Reform Act of 1995. Forward-looking statements generally are accompanied by words such as "believe," "may," "will," "estimate," "continue," "anticipate," "intend," "expect," "should," "would," "plan," "predict," "potential," "seem," "seek," "future," "outlook," and similar expressions that predict or indicate future events or trends or that are not statements of historical matters, but the absence of these words does not mean that a statement is not forward-looking. These forward-looking statements include, but are not limited to, statements regarding estimates and forecasts of other financial and performance metrics and projections of market opportunity. These statements are based on various assumptions, whether or not identified in this Presentation, and on the current expectations of the Company's management and are not predictions of actual performance. These forward-looking statements are provided for illustrative purposes only and are not intended to serve as, and must not be relied on by any investor as, a guarantee, an assurance, a prediction or a definitive statement of fact or probability. Actual events and circumstances are difficult or impossible to predict and will differ from assumptions. Many actual events and circumstances are beyond the control of the Company. Some important factors that could cause actual results to differ materially from those in any forward-looking statements could include changes in domestic and foreign business, market, financial, political and legal conditions. These forward-looking statements are subject to a number of risks and uncertainties; the inability of the parties to successfully or timely consummate the Potential Business Combination, including the risk that any required regulatory approvals are not obtained, are delayed or are subject to unanticipated conditions that could adversely affect the combined company or the expected benefits of the Potential Business Combination is not obtained; failure to realize the anticipated benefits of the Potential Business Combination; risks relating to the uncertainty of the projected financial information with respect to the Company; the risk that the Company's target markets may not increase at projected rates; the size of the Company's market opportunity may not materialize; the Company may not be able to successfully scale its business to attract larger, and repeat customers; customers may not continue to use the Company's services; supply chain interruptions; the Company's ability to scale its manufacturing capabilities; the Company may not be able to turn pipeline customers into customers that will provide significant revenues; defects in products the Company manufactures; the Company's ability to successfully expand its product lines and channel distribution; competition; the uncertain effects of the COVID-19 pandemic; and those factors discussed in documents of Galileo filed, or to be filed, with SEC. If any of these risks materialize or our assumptions prove incorrect, actual results could differ materially from the results implied by these forward-looking statements. There may be additional risks that neither Galileo nor the Company presently know or that Galileo and the Company currently believe are immaterial that could also cause actual results to differ from those contained in the forward-looking statements. In addition, forward-looking statements reflect Galileo's and the Company's current expectations, plans or forecasts of future events and views as of the date of this Presentation. Galileo and the Company anticipate that subsequent events and developments will cause Galileo's and the Company's assessments to change. However, while Galileo and the Company may elect to update these forward-looking statements at some point in the future, Galileo and the Company specifically disclaim any obligation to do so. These forward-looking statements should not be relied upon as representing Galileo's or the Company's assessments as of any date subsequent to the date of this Presentation. Accordingly, undue reliance should not be placed upon the forward-looking statements.

Financial Information; Non-GAAP Financial Measures - The financial information and data for the year ended 2018 are audited. The financial information and data for the years ended 2019 and 2020 are actual unaudited and do not conform to Regulation S-X. Accordingly, such information and data may not be included in, may be adjusted in or may be presented differently in, any proxy statement or registration statement to be filed by Galileo or Shapeways with the SEC. Some of the financial information and data contained in this Presentation, such as Adjusted EBITDA are non-GAAP metrics. These non-GAAP financial metrics have not been prepared in accordance with United States generally accepted accounting principles ("GAAP"). These non-GAAP measures, and other measures that are calculated using such non-GAAP measures, are an addition, and not a substitute for or superior to measures of financial performance prepared in accordance with GAAP and should not be considered as an alternative to operating income, net income or any other performance measures derived in accordance with GAAP. A reconciliation of the projected Non-GAAP financial measures has not been provided because certain items excluded from these Non-GAAP financial measures such as charges related to stock-based compensation expenses and related tax effects, including non-recurring income tax adjustments, cannot be reasonably calculated or predicted at this time.

Galileo and Shapeways believe these non-GAAP measures of financial results including on a forward-looking basis provide useful information to management and investors regarding certain financial and business trends relating to Shapeways' financial condition and results of operations. Shapeways' management uses these non-GAAP measures for trend analyses, for purposes of determining management incentive compensation, and for budgeting and planning purposes. Galileo and Shapeways believe that the use of these non-GAAP financial measures provides an additional tool for investors to use in evaluating projected operating results and trends in and in comparing Shapeways' financial measures with other similar companies, many of which present similar non-GAAP financial measures to investors. Management of Galileo does not consider these non-GAAP measures in isolation or as an alternative to financial measures determined in accordance with GAAP.

However, there are a number of limitations related to the use of these non-GAAP measures and their nearest GAAP equivalents. For example other companies may calculate non-GAAP measures differently, or may use other measures to calculate their financial performance, and therefore Shapeways' non-GAAP measures may not be directly comparable to similarly titled measures of other companies. See the footnotes on the slides where these measures are discussed and the Appendix for definitions of these non-GAAP financial measures and reconciliations of these non-GAAP financial measures to the most directly comparable GAAP measures.

Important Information for Investors and Stockholders - Galileo and Shapeways and their respective directors and executive officers, under SEC rules, may be deemed to be participants in the solicitation of proxies of Galileo's stockholders in connection with the Potential Business Combination. Investors and security holders may obtain more detailed information regarding the names and interests in the Potential Business Combination of Galileo's directors and officers in Galileo's filings with the SEC, including Galileo's registration statement on Form S-1, to be filed with the SEC. Information regarding the persons who may, under SEC rules, be deemed participants in the solicitation of proxies to Galileo's shareholders in connection with the Potential Business Combination is set forth in the proxy statement/prospectus on Form S-4 for the Potential Business Combination, which is expected to be filed by Galileo with the SEC.

This Presentation is not a substitute for the registration statement or for any other document that Galileo may file with the SEC in connection with the Potential Business Combination.

INVESTORS AND SECURITY HOLDERS ARE URGED TO READ THE DOCUMENTS FILED WITH THE SEC CAREFULLY AND IN THEIR ENTIRETY WHEN THEY BECOME AVAILABLE BECAUSE THEY WILL CONTAIN IMPORTANT INFORMATION.

Investors and security holders may obtain free copies of other documents filed with the SEC by Galileo through the website maintained by the SEC at <http://www.sec.gov>.

INVESTMENT IN ANY SECURITIES DESCRIBED HEREIN HAS NOT BEEN APPROVED OR DISAPPROVED BY THE SEC OR ANY OTHER REGULATORY AUTHORITY NOR HAS ANY AUTHORITY PASSED UPON OR ENDORSED THE MERITS OF THE OFFERING OR THE ACCURACY OR ADEQUACY OF THE INFORMATION CONTAINED HEREIN. ANY REPRESENTATION TO THE CONTRARY IS A CRIMINAL OFFENSE.

SHAPEWAYS

3

TRANSACTION SUMMARY

SHAPEWAYS



Greg Kress
CEO



Jennifer Walsh
CFO

HIGHLIGHTS

TRANSACTION STRUCTURE

- Galileo Acquisition Corp. has proposed to enter into a business combination with Shapeways
- Target transaction close expected Q3 2021
- Proceeds from the transaction expected to fund growth of Shapeways' end-to-end software platform and further expand offerings to a wide range of manufacturing technologies

VALUATION

- Transaction implies a pro forma enterprise value of \$410M
- 4.8X 2022E revenue of \$86M

GALILEO



Luca Giacometti
Co-founder,
Chairman & CEO



Alberto Recchi
Co-founder,
CFO



Alberto Pontonio
Co-founder,
Director

CAPITAL STRUCTURE

- The transaction will be funded by a combination of SPAC cash held in trust of \$139M and \$75M proceeds from the PIPE
- Transaction is expected to result in \$195M net proceeds to the company, assuming no redemption of SPAC public shareholders

PRO FORMA OWNERSHIP

- 60% existing shareholders of Shapeways, 28% SPAC & founders shares, 12% PIPE investors

Galileo Acquisition Corp identified Shapeways as a unique and compelling opportunity in the large, fast growing digital manufacturing market, where Shapeways is a leader, has proven high quality, flexible on demand manufacturing and proprietary, purpose built software.

SHAPEWAYS

4

GALILEO ACQUISITION CORP

Serial SPAC team having successfully completed four business combinations, plus Shapeways in process.

Seasoned dealmakers with diverse nationalities, M&A, principal investing and **public company operating experience** in both the North American and Western European markets.

Uniquely qualified to support Shapeways' domestic and international growth strategy given a combination of experience, language and culture, and local network of professionals and investors **on both sides of the Atlantic.**



SHAPEWAYS

5

SHAPEWAYS IS A LEADER IN DIGITAL MANUFACTURING

1. Unique and compelling opportunity in **large, fast growing digital manufacturing market**
2. High quality, **flexible on demand manufacturing** with **proprietary purpose built software**
3. Agnostic to hardware and materials allows **quick adaptability to market shifts**
4. **Broad use across customer** types and industries with **global delivery to end customers in 160 countries**
5. **Experienced management team** with strong investor support
6. **Scalable financial model** with opportunity to consolidate fragmented market to **create significant shareholder value**

SHAPEWAYS

6

SHAPEWAYS

**SHAPEWAYS' DIGITAL MANUFACTURING PLATFORM
OFFERS CUSTOMERS ACCESS TO HIGH QUALITY
MANUFACTURING FROM START TO FINISH**



SHAPEWAYS

Digital Manufacturing Leader

Offering high quality, flexible on demand manufacturing

With expansive capabilities

Enabled by purpose built, proprietary software

SHAPEWAYS IS A LEADER IN DIGITAL MANUFACTURING

Combining high quality, flexible on demand manufacturing with purpose built proprietary software enables any customers to rapidly transform digital designs to physical products.

AT A GLANCE

21M+

Parts
Manufactured¹

11

Additive
Technologies¹

90+

Materials
& Finishes¹

2

Manufacturing
Sites¹

160+

Countries
Delivered¹

1M+

Global
Customers¹

66%

Forecasted
Revenue CAGR²

88%

Repeat
Revenue³

54%

Internal
Manufacturing GM%⁴

SHAPEWAYS

(1) Company metric as of December 31, 2020

(2) Forecasted revenue CAGR from 2020 through 2025

(3) Repeat Revenue is defined as 2020 revenue from pre-2020 customer cohorts

(4) Internal Manufacturing GM% is defined as non-outsourced manufacturing GM for Q4 2020

9

EXPERIENCED MANAGEMENT TEAM + COMMITTED, LONG TERM INVESTORS

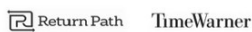
SENIOR MANAGEMENT TEAM



Greg Kress
Chief Executive Officer



Jennifer Walsh
Chief Financial Officer



Miko Levy
Chief Revenue Officer



KEY INVESTORS



Josh Wolfe
Co-Founder, Managing
Partner



Albert Wenger
Managing Partner



Robert Jan Galema
Managing Partner



Chris Dixon
General Partner



Ben Holmes
Venture Partner



Phillip Jung
Chief Strategy Officer



SHAPEWAYS

10

INDUSTRY 4.0

THE INDUSTRIAL REVOLUTION CONTINUES

With the end-to-end digitization of manufacturing.
But it is just getting started, with less than 6%¹ of existing manufacturers starting the digital transformation.

INDUSTRY 4.0

Digitizing end-to-end manufacturing



SHAPEWAYS

(1) CapGemini - based on companies at advanced stage of digitization

11

DISRUPTING THE MASSIVE GLOBAL MANUFACTURING MARKET

Market is slow, manual, and rigid. Focused on mass production and unable to meet changing customer needs.

Digitizing the end to end manufacturing process enables increased speed, lower costs, and higher flexibility.

Accelerated by Additive Manufacturing.

DIGITAL MANUFACTURING MARKET SIZE¹

Includes low volume manufacturing in both traditional & additive technologies

2020E

\$39B

2030E

\$120B

SHAPEWAYS

(1) Wohlers 2020, Grandview Research, Transparency Market Research, ORC, Bero Inc

12

ADDITIVE MANUFACTURING¹ INNOVATION ACCELERATES SHIFT TO FINISHED PART PRODUCTION

INCREASED HARDWARE INNOVATION

Legacy patent expiration enabling new hardware innovation, embracing open material model and delivering improved speed, accuracy, and quality.

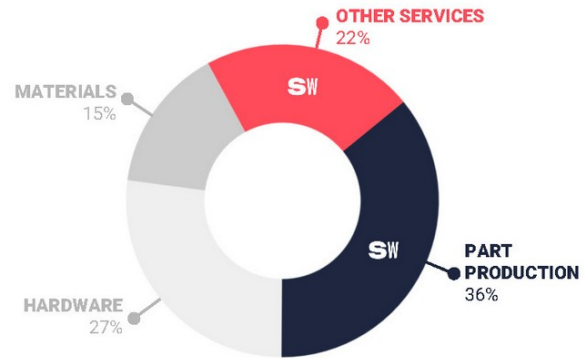
INCREASED MATERIALS DEVELOPMENT

Open source model, driving significant investment from large material manufacturers, creating 1,000s of new materials².

CREATING NEW END PART APPLICATIONS

Enabling market innovation and accelerating adoption of finished, end use production parts.

ADDITIVE MANUFACTURING MARKET SEGMENTATION^{3,4}



SHAPEWAYS

(1) Additive Manufacturing is defined as the manufacturing process that produces 3D objects by adding material vs removing materials
 (2) Management projections based on industry knowledge
 (3) Wohlers Report 2020 Market Segmentation
 (4) Shapeways offers products and services that are included in both the "Part Production" and "Other Services" market segments

THE SHIFT TO DIGITAL MANUFACTURING ENABLES SIGNIFICANT VALUE CREATION

DIGITAL MANUFACTURING VALUE CREATION¹

This shift solves the market challenges and provides significant benefits to the end customer and the manufacturer.

20-50%

Faster Speed to Market

45-55%

Improved Labor Efficiency

30-50%

Increased Asset Utilization

10-20%

Reduced Cost of Quality

20-50%

Reduced Inventory Costs

SHAPEWAYS

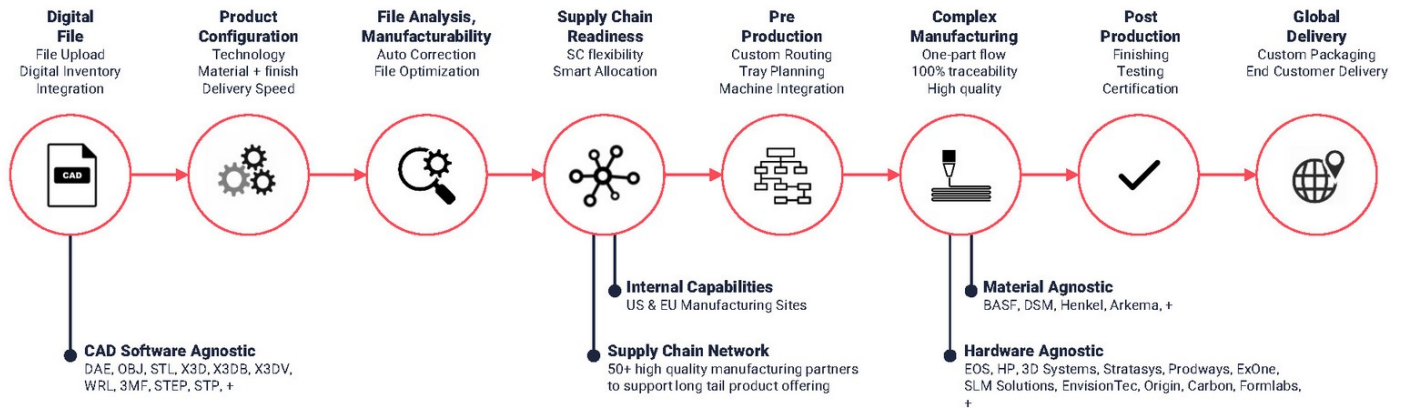
(1) McKinsey - Industry 4.0, How to navigate digitization of the manufacturing sector

BUSINESS OVERVIEW



15

SHAPEWAYS PLATFORM TRANSFORMS DIGITAL DESIGNS TO PHYSICAL PRODUCTS



OFFERING HIGH QUALITY, FLEXIBLE ON DEMAND MANUFACTURING

SHAPEWAYS MANUFACTURING

Proven high quality, low volume production.

138

Global
Employees¹

21M

Parts
Manufactured¹

1M

Global
Customers¹

160

Countries
Delivered¹

2

Manufacturing
Sites¹

<1%

Complaint
Rate²

99%

On Time
Delivery³

SHAPEWAYS

(1) Company metric as of December 31, 2020

(2) 0.89% Q4 2020 customer complaint rate

(3) 98.7% 30 day average on time delivery to customer as of February 19, 2021

17

WITH EXPANSIVE MANUFACTURING CAPABILITIES

AGNOSTIC TO HARDWARE + MATERIALS ALLOWS QUICK ADAPTABILITY TO MARKET SHIFTS

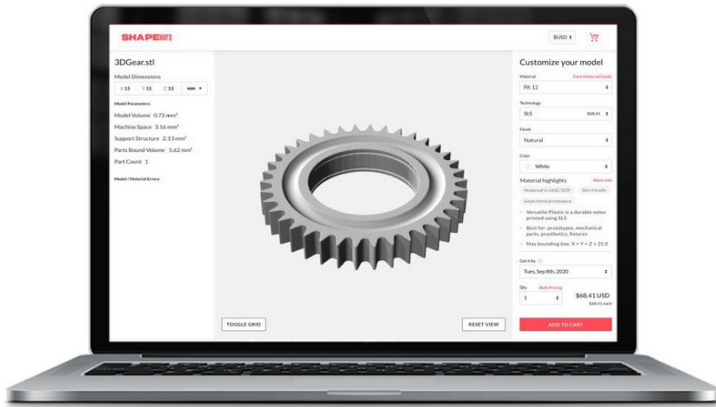
Shapeways currently offers 11 hardware technologies and over 90 materials and finishes, with ability to scale new innovation easily.



SHAPEWAYS

18

ENABLED BY PURPOSE BUILT, PROPRIETARY DIGITAL MANUFACTURING SOFTWARE



DIGITIZING END TO END MANUFACTURING

Giving customers the ability to realize the potential of Digital Manufacturing.

Providing high quality, low volume, complex one part production.

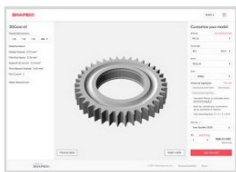
SHAPEWAYS

19

THAT DIGITIZES THE END TO END MANUFACTURING PROCESS

MAKING COMPLEX MANUFACTURING SIMPLE

Through end-to-end digitization and automation, removing unnecessary risk and costs.



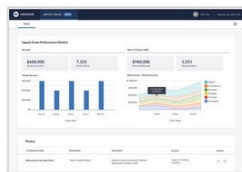
ORDERING

File upload, configuration, instant pricing, digital inventory



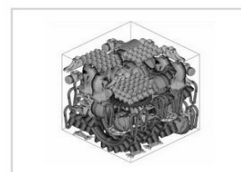
ANALYSIS

File analysis, printability tools, file optimization workflows



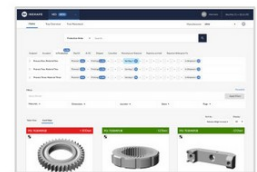
PLANNING

Supply chain management & smart demand allocation



PRE PRODUCTION

Manufacturing prep, tray planning, machine integration



MANUFACTURING

Complex one-part workflow, real time tracking, & traceability

SHAPEWAYS

20

AND DOES IT AT SCALE

SOFTWARE BUILT WITH INTEGRATIONS IN MIND.

Enabling deep integrations with our customers, connecting systems, apps, people, & infrastructure to become a mission critical component of their business.

SHAPEWAYS API



Etsy

amazon

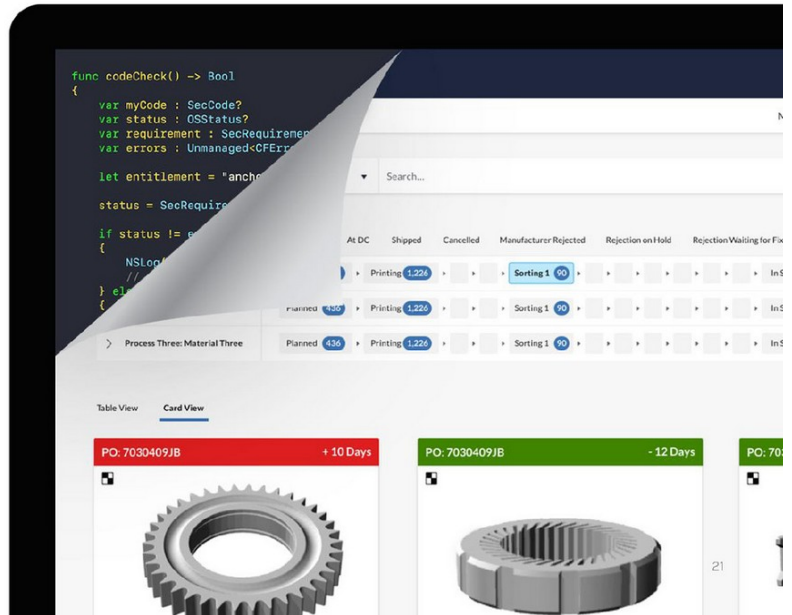
Walmart*

Google

ebay

+ 100's More

SHAPEWAYS



MAKING MANUFACTURING ACCESSIBLE, OFFERING FRICTIONLESS CUSTOMER EXPERIENCE



FAST

Receive physical products in days, from upload to delivery

LOW COST

No upfront investment to get started & no minimum order quantity

FLEXIBLE

Switch between technology & materials based on customer needs

HIGH QUALITY

Proven high quality production to meet finished end product standards

SCALABLE

Easily scale up and down based on your business needs

SUSTAINABLE

Additive Manufacturing offers eco-friendly, sustainable manufacturing

SHAPEWAYS

BROAD USE ACROSS CUSTOMER TYPES + INDUSTRIES

INDIVIDUAL ENGINEERS TO LARGE ENTERPRISE CUSTOMERS

Broad use across customer types and industries. Enabling support from design, prototyping, optimization, and finished part production.



Individual Engineer

Focused on project based needs to support product design through production.

Small Business

Focused on manufacturing with ongoing flexibility, supply chain agility, & ability to scale.

Large Enterprise


Focused on production, supply chain development, and software to manage internal production.

Manufacturer

Focused on software to manage internal production, supply chain development, and overflow.

SHAPEWAYS

23

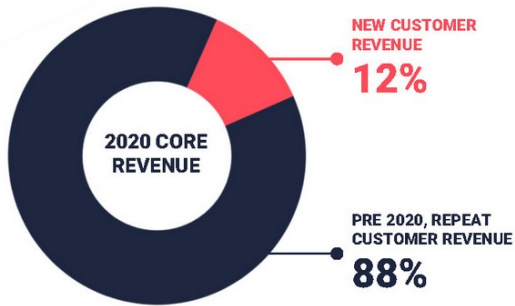


24

LOYAL CUSTOMER BASE WITH GROWING CUSTOMER ECONOMICS

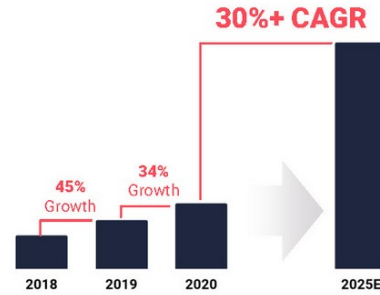
HIGH REPEAT REVENUE

Historic customer base drives high repeat revenue, driving 88% of 2020 revenue



GROWING CUSTOMER ECONOMICS

Ability to drive consistent improvement in GM per customer¹, forecasting 30%+ CAGR from 2020 through 2025

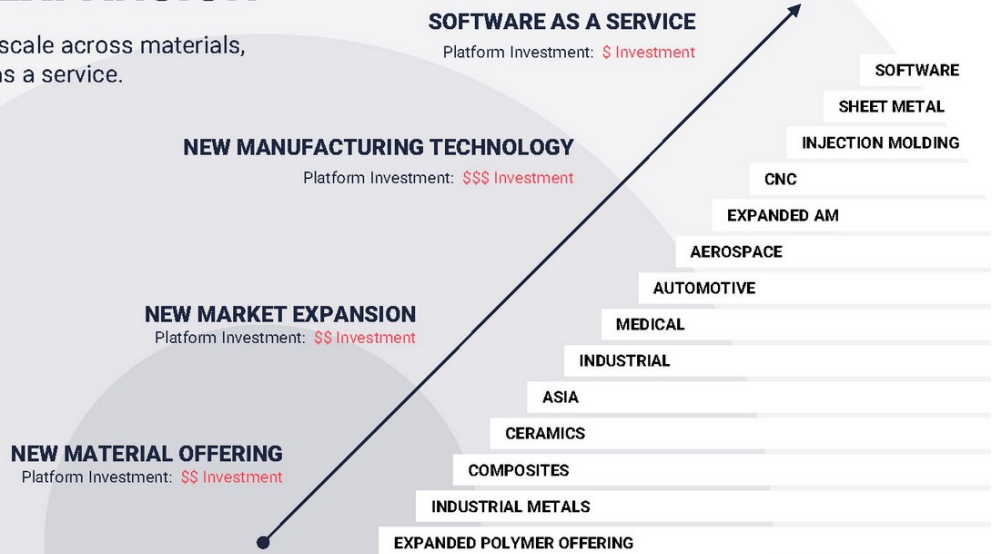


GROWTH OPPORTUNITIES



SCALABLE PLATFORM, POSITIONED FOR EXPANSION

Shapeways' platform is positioned to scale across materials, markets, technologies, and software as a service.



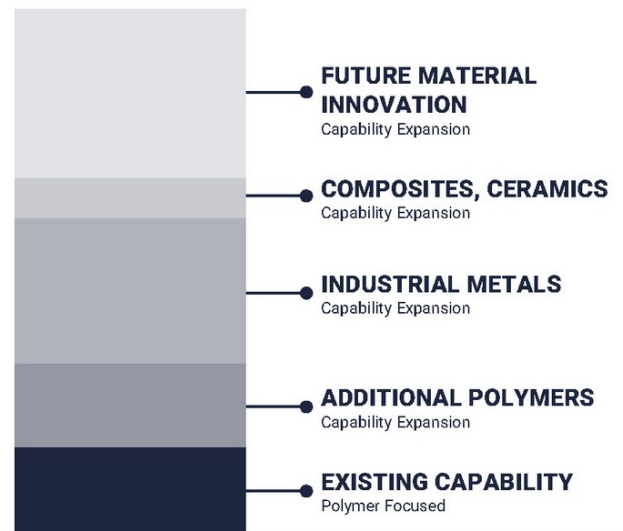
OPPORTUNITY TO EXPAND ADDITIVE MANUFACTURING CAPABILITIES

AM HARDWARE + MATERIAL CAPABILITY EXPANSION UNLOCKS NEW INDUSTRIES

Enabling acceleration of adoption in key markets including Industrial, Medical, Automotive, and Aerospace.

ADDITIVE MANUFACTURING CAPABILITY EXPANSION¹

Forecasted new material expansion driven by customer applications and new hardware, material innovation



OPPORTUNITY FOR FURTHER MARKET EXPANSION BEYOND US + EU

ANNUAL MANUFACTURING OUTPUT¹



OPPORTUNITY TO EXPAND PART ENVELOPE BEYOND ADDITIVE MANUFACTURING

To include CNC, Injection Molding, & Sheet Metal through supply chain partners to expand customer share of wallet



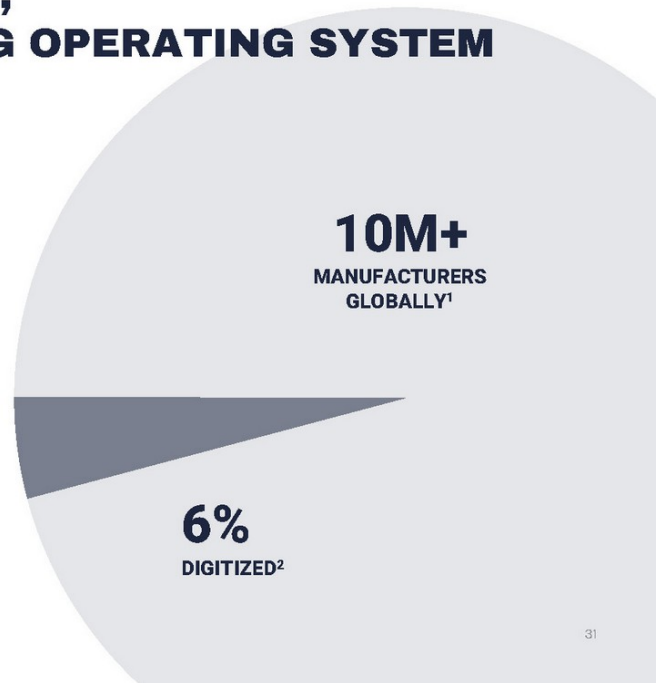
ESTIMATED PART ENVELOPE, MARKET BREAKDOWN¹

Complex, low volume part production

OFFER SOFTWARE AS A SERVICE, CREATING THE MANUFACTURING OPERATING SYSTEM FOR THE INDUSTRY

Enabling manufacturer's digital transformation provides Shapeways with an enormous market opportunity.

Creating additional growth channels through ongoing software revenue and additional manufacturing in support of expanded capabilities.



SHAPEWAYS

(1) SCMO - Supply Chain Management Outsource 2019 estimate
(2) CapGemini - based on companies at advanced stage of digitization

31

STRENGTH OF SHAPEWAYS PLATFORM ENABLES TRANSFORMATION OF GREATER MARKET

In 2020 Shapeways deployed "Powered by Shapeways", gray-labeled software that enables partners to leverage Shapeways end-to-end manufacturing software platform for their business and make the digital shift.

SHAPEWAYS SOFTWARE AS A SERVICE

IMPROVED ACCESSIBILITY

Shift online, improve customer accessibility

INCREASED PRODUCTIVITY

Efficiency from end-to-end software platform

EXPANDED CAPABILITIES

Leverage greater Shapeways capabilities to expand offering



SHAPEWAYS

32

SHAPEWAYS ACCELERATES METAL ADDITIVE MANUFACTURING CAPABILITIES

Shapeways & Desktop Metal have entered into a MOU to establish a multi-year strategic partnership to accelerate the adoption of industrial metal additive manufacturing

SHAPEWAYS



Desktop Metal

STRATEGIC PARTNERSHIP

The Shapeways & Desktop Metal Strategic Partnership expects to:

- Expand upon the long standing EnvisionTec relationship
- Accelerates industrial metal manufacturing roadmap and drives alignment with leading hardware manufacturer
- Expand material + technology offerings to extend market reach and grow customer share of wallet

SHAPEWAYS

33

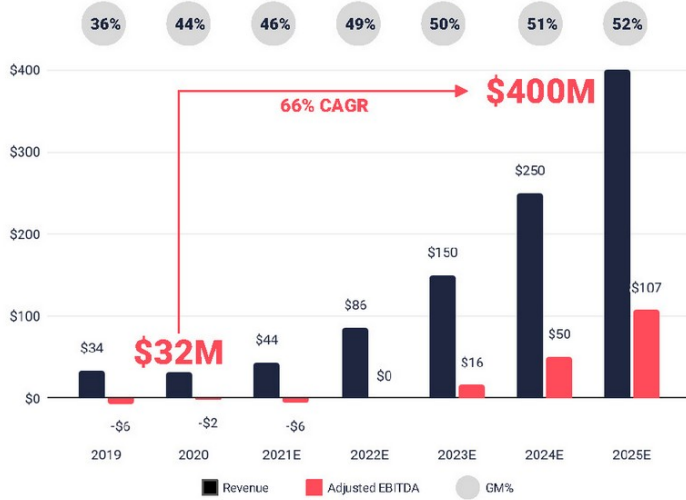
FINANCIALS AND TRANSACTION OVERVIEW



34

ACCELERATING FINANCIAL PROFILE

SHAPEWAYS FINANCIAL SUMMARY⁽¹⁾ (\$ in Millions)



KEY HIGHLIGHTS

- Shapeways 2025E revenue is <1% of addressable market
- \$62B+ market in 2025E driven by accelerating adoption of digital manufacturing solutions
- Shapeways has a clear path to >12X revenue as its software and manufacturing capabilities show growth
- Efficient growth is driven from significant platform leverage
- 100% organic growth in forecast with potential upside from M&A

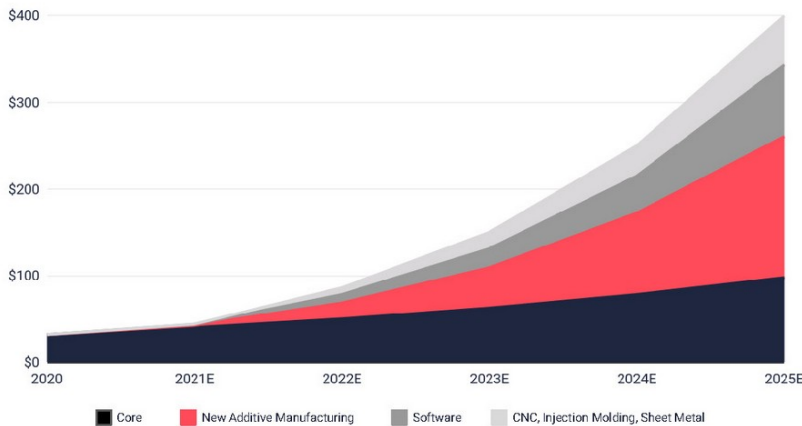
SHAPEWAYS

(1) Adjusted EBITDA in the Financial Model does not reflect the additional costs we will incur as a public company such as the additional legal, accounting, compliance and other similar costs.

35

DIVERSIFIED REVENUE PROFILE, POSITIONED FOR GROWTH

SHAPEWAYS REVENUE (\$ in Millions)



OBSERVATIONS

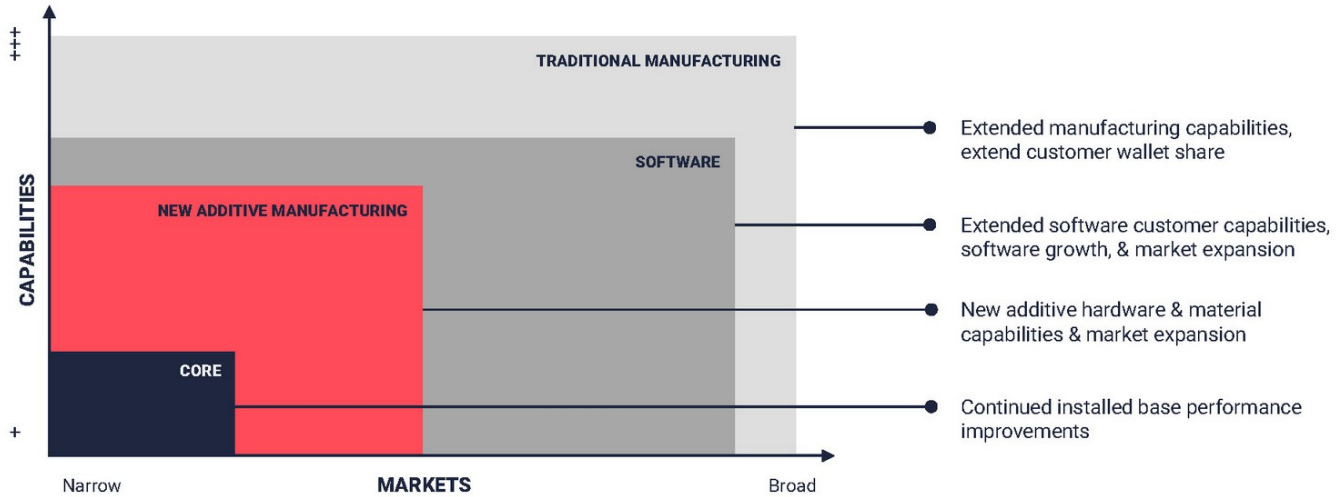
- Shapeways' current revenue is comprised of the "core"¹ customer segment, steadily increasing by year
- By 2025E the core customer segment shifts to be ~25% of total revenue
- A significant portion of 2025E Revenue will include revenue from Powered by Shapeways Software and Manufacturing
- Further top line growth is comprised from expanded capabilities beyond Additive Manufacturing including other digital manufacturing technologies including CNC, Injection Molding, & Sheet Metal

SHAPEWAYS

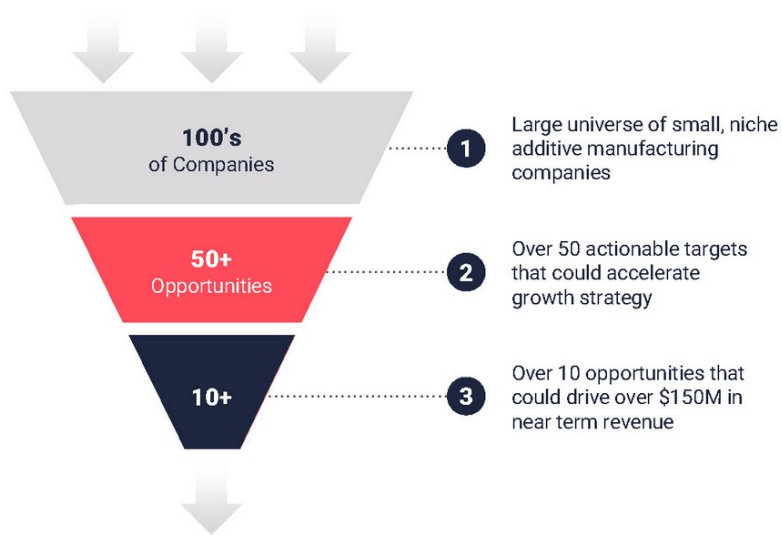
(1) "Core" is defined as existing Shapeways products, services, and capabilities

36

CREATING MULTIPLE PATHS FOR GROWTH



OPPORTUNITY TO ACCELERATE EXPANSION, \$150M REVENUE OPPORTUNITIES IDENTIFIED



KEY HIGHLIGHTS

- \$150M in near term revenue opportunities identified
- Inorganic growth is not included in plan
- Multiple actionable acquisition targets identified across various manufacturing technologies, geographies, industry focused verticals, and consolidate peers
- The industry is fragmented with 100s of smaller players with non integrated software and manufacturing solutions, making them opportunities for consolidation

ABILITY TO DRIVE EFFICIENT SCALE + PROFITABILITY

ACCELERATE STRATEGY THROUGH CONSOLIDATION INORGANIC GROWTH

Take advantage of the fragmented, diverse digital manufacturing landscape to accelerate industry, material, technology, and software expansion through inorganic growth.

Creating an efficient way to scale and drive profitability by solidifying market leadership, driving operational improvements of targets, and realizing cost synergies.



SHAPEWAYS

39

DETAILED TRANSACTION OVERVIEW

KEY TRANSACTION TERMS

- \$195M cash proceeds to Balance Sheet inclusive of PIPE proceeds and expected transaction expenses⁽¹⁾
- \$75M of PIPE commitments
- Seller earnout shares are issued, but held in escrow and subject to a vesting period and release

ILLUSTRATIVE SOURCES & USES (\$M, EXCEPT PER SHARE DATA)

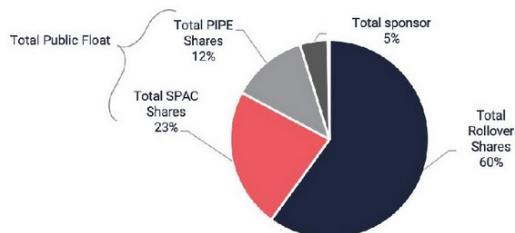
Sources	\$	%	Shares
Rollover equity ^(5,6)	\$ 366	60%	36.3
SPAC cash in trust ⁽⁹⁾	139	23%	13.8
PIPE ⁽⁷⁾	75	12%	7.5
Sponsor shares ^(5,8)	28	5%	2.8
EarlyBird Capital shares ⁽⁵⁾	2	0%	0.2
Total Sources	\$ 609	100%	60.5
Uses	\$	%	
Rollover equity ^(5,6)	\$ 366	60%	
Cash to balance sheet (Cash in)	195	32%	
Sponsor shares ^(5,8)	28	5%	
Estimated fees and expenses	20	3%	
EarlyBird Capital shares ⁽⁵⁾	2	0%	
Total Uses	\$ 609	100%	

ILLUSTRATIVE PRO FORMA VALUATION (\$M)

Shapeways share price	\$	10.00
Pro forma shares outstanding ⁽²⁾		60.5
Pro forma equity⁽³⁾	\$	605
(-) Assumed pro forma net cash ⁽⁴⁾		(195)
Pro forma enterprise value	\$	410

	Metric	Multiple
EV / 2022E Revenue	\$ 86	4.8x
EV / 2025E Revenue	\$ 400	1.0x

PRO FORMA OWNERSHIP @ \$10.00 PER SHARE



Note 1: Figures may not sum to 100% due to rounding

Note 2: Excludes the impact of 18.410 million out-of-the-money Galileo warrants (strike price of \$11.50 or 15% out-of-the-money) which is reflective of 13.800 million Galileo warrants, 0.548 million EarlyBird Capital warrants and 4.062 million sponsor warrants. Excludes potential earnout as noted in footnotes (2) and (6). Half of the earnout shares are released if the VWAP exceeds \$14.00 for 30 consecutive trading days and the second half are released if the VWAP exceeds \$16.00 for 30 consecutive trading days. Earnout is subject to a three year term following the transaction closing.

(1) Assumes no redemptions by Galileo Acquisition Corp's existing shareholders

(2) Does not include 4.0m rollover shares subject to an earnout

(3) Pro forma equity calculation excludes any awards that may be issued pursuant to a new equity plan after the closing of the transaction

(4) Pro forma net cash is calculated as transaction proceeds of \$215m less estimated fees and expenses of \$20m

(5) Calculated using a redemption share price of \$10.09

(6) Does not include an additional 4.0m rollover shares to be held in escrow, subject to an earnout





(7) Assumes PIPE shares are sold at \$10.00 per share

(8) Assumes 0.69m of 3.45m total sponsor shares are forfeited to PIPE investment

SHAPEWAYS

40

SHAPEWAYS IS WELL POSITIONED AGAINST PEERS

	Additive 2.0			Legacy Digital Manufacturing	
					
SHAPEWAYS					
65% CY'20A-CY'22E Revenue CAGR	246% CY'20A-CY'22E Revenue CAGR	116% CY'20A-CY'22E Revenue CAGR	32% CY'20E-CY'22E Revenue CAGR	15% CY'20A-CY'22E Revenue CAGR	10% CY'20A-CY'22E Revenue CAGR
4.8x EV / CY'22E Revenue	16.0x EV / CY'22E Revenue	18.1x EV / CY'22E Revenue	13.6x EV / CY'22E Revenue	6.7x EV / CY'22E Revenue	5.9x EV / CY'22E Revenue
49% CY'22E Gross Margin	39% CY'22E Gross Margin	34% CY'22E Gross Margin	59% CY'22E Gross Margin	57% CY'22E Gross Margin	49% CY'22E Gross Margin
\$0.6M Pro Forma Equity Value	\$3.7B Current Market Capitalization	\$2.1B Pro Forma Equity Value	\$2.1B Pro Forma Equity Value	\$1.8B Current Market Capitalization	\$3.2B Current Market Capitalization

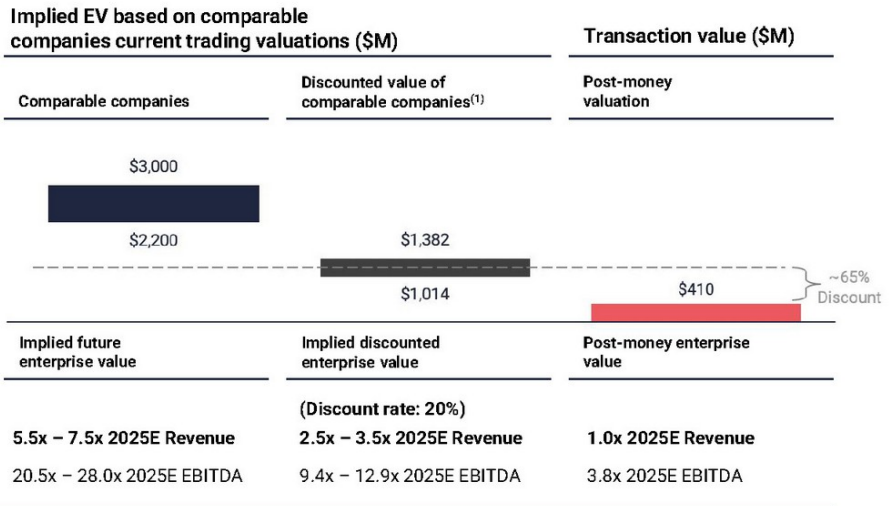
Source: Thomson Reuters, Capital IQ; as of April 27, 2021
 Note: Markforged data from SPAC announcement presentation as of February 24, 2021
 Note: Velo3D data from SPAC announcement presentation as of March 23, 2021
 Note: Desktop Metal data includes impact of EnvisionTEC acquisition

SHAPEWAYS

41

TRANSACTION PROVIDES SIGNIFICANT UPSIDE TO INVESTORS

- Based on Shapeways 100% organic growth strategy
- Opportunity for rapid scaling through vertical, technology and materials expansion as the digital manufacturing industry continues to grow
- Potential upside case of strategic technology and geography M&A
- A \$410M transaction value is priced at a significant discount to company comparables



Summary of Approach

- Applies a range of 5.5x – 7.5x revenue multiples based on Shapeways' 2025E revenue to arrive to an implied enterprise value. The future enterprise value is discounted 4.25 years back to March 31, 2021 at a 20% rate to arrive at an implied discounted enterprise value
- Basing valuation on Shapeways' 2025E projected financials allows for an apples-apples comparison with its already scaled peers

SHAPEWAYS

Note: (1) Discounted as of March 31, 2021 using mid-year discount convention
 Source: Shapeways projections based on management estimates; comparable company projections based on company filings and Thomson Reuters as of April 27, 2021
 Comparable companies include Desktop Metal, Markforged, Materialise, Protolabs, SLM Solutions, Komit Digital, ExOne, Stratasys, 3D Systems, Autodesk, PTC, Dassault Systemes, Altair, Faro, Renshaw, Cognex, Teradyne, Ametek

42

SHAPEWAYS IS A LEADER IN DIGITAL MANUFACTURING

1. Unique and compelling opportunity in **large, fast growing digital manufacturing market**
2. High quality, **flexible on demand manufacturing** with **proprietary purpose built software**
3. Agnostic to hardware and materials allows **quick adaptability to market shifts**
4. **Broad use across customer** types and industries with **global delivery to end customers in 160 countries**
5. **Experienced management team** with strong investor support
6. **Scalable financial model** with opportunity to consolidate fragmented market to **create significant shareholder value**

APPENDIX



SHAPEWAYS ANNUAL INCOME STATEMENT

(\$, Millions)	2019A	2020A	2021E	2022E	2023E	2024E	2025E
Revenue	\$33.5	\$31.8	\$44.0	\$86.0	\$150.0	\$250.0	\$400.0
% YoY Growth		(5%)	38%	95%	74%	67%	60%
Gross Profit	\$12.2	\$13.9	\$21.4	\$42.0	\$75.9	\$127.7	\$209.6
Gross Margin	36%	44%	46%	49%	50%	51%	52%
Adj. EBITDA ¹	(\$6.1)	(\$2.4)	(\$6.0)	\$(0.4)	\$16.3	\$50.0	\$107.3
Adj. EBITDA Margin	NM	NM	NM	0%	11%	20%	27%
Capital Expenditures	(\$0.3)	(\$0.1)	(\$6.3)	(\$21.4)	(\$17.8)	(\$27.5)	(\$42.9)

SHAPEWAYS

(1) 2021E - 2025E Adjusted EBITDA do not reflect the additional costs we will incur as a public company such as the additional legal, accounting, compliance and other similar costs.

45

RECONCILIATION OF NON-GAAP FINANCIALS

(\$, Millions)	2019A	2020A	2021E	2022E	2023E	2024E	2025E
Operating Income / (Loss)	(\$7.0)	(\$3.2)	(\$6.5)	(\$1.1)	\$15.3	\$49.1	\$74.1
Interest & Taxes	\$0.6	\$0.6	\$0.3	\$0	\$0	\$0	\$32.2
Depreciation & Amortization	\$0.3	\$0.1	\$0.2	\$0.7	\$1.0	\$1.0	\$1.0
Other Non Cash	(\$0.1)	\$0	\$0	\$0	\$0	\$0	\$0
Adj. EBITDA ¹	(\$6.1)	(\$2.4)	(\$6.0)	(\$0.4)	\$16.3	\$50.0	\$107.3

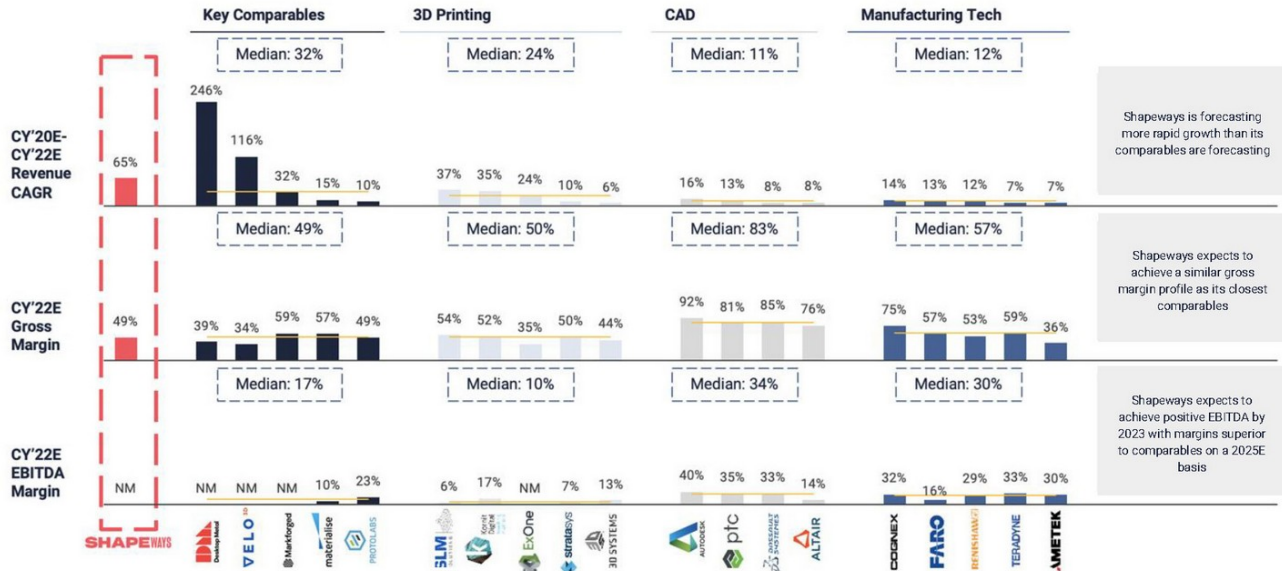
(\$, Millions)	2019A	2020A	2021E	2022E	2023E	2024E	2025E
Cash Flow from Operations	(\$6.8)	(\$1.5)	(\$6.7)	(\$0.3)	\$16.5	\$50.0	\$76.8
Capital Expenditures	(\$0.3)	(\$0.1)	(\$6.3)	(\$21.4)	(\$17.8)	(\$27.5)	(\$42.9)
Principal Payments	(\$1.0)	(\$1.3)	(\$5.4)	(\$0)	(\$0)	(\$0)	(\$0)
Free Cash Flow	(\$8.1)	(\$3.0)	(\$18.4)	(\$21.8)	(\$1.3)	\$22.5	\$33.9

SHAPEWAYS

(1) 2021E - 2025E Adjusted EBITDA do not reflect the additional costs we will incur as a public company such as the additional legal, accounting, compliance and other similar costs.

46

SHAPEWAYS FORECASTS RAPID GROWTH

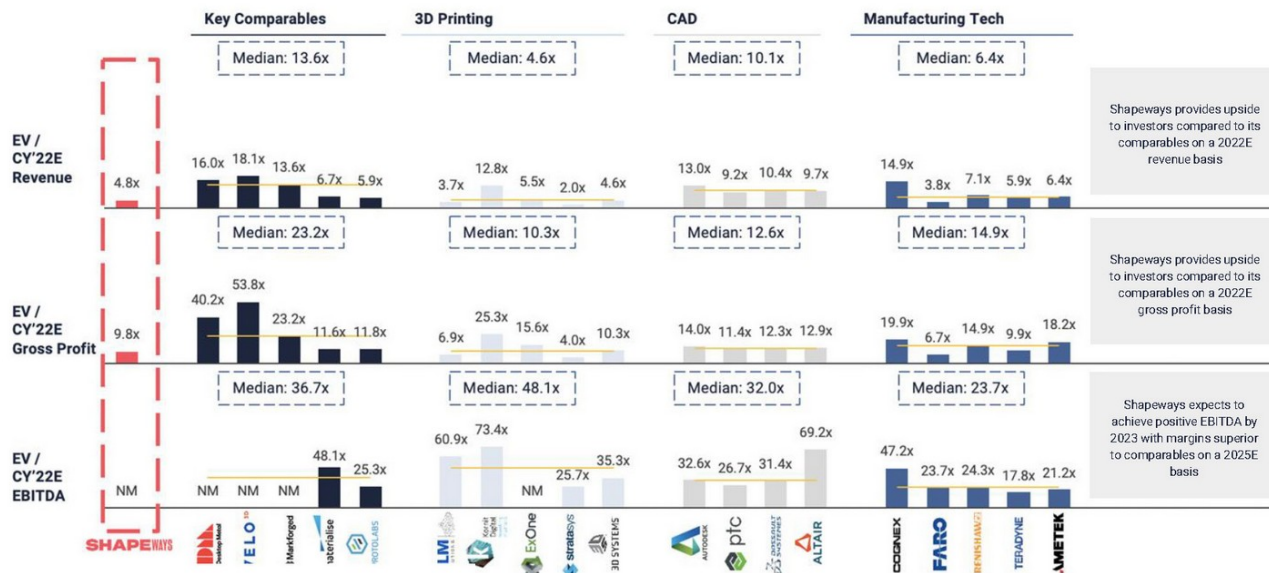


SHAPEWAYS

Source: Thomson Reuters, Capital IQ; as of April 27, 2021
 Note: "NM" denotes not meaningful
 Note: Desktop Metal data includes impact of EnvisionTEC acquisition

Note: Markforged data from SPAC announcement presentation as of February 24, 2021
 Note: Velo3D data from SPAC announcement presentation as of March 23, 2021

BENCHMARKING VS COMPARABLES



SHAPEWAYS

Source: Thomson Reuters, Capital IQ; as of April 27, 2021
 Note: "NM" denotes not meaningful
 Note: Desktop Metal data includes impact of EnvisionTEC acquisition

Note: Markforged data from SPAC announcement presentation as of February 24, 2021
 Note: Velo3D data from SPAC announcement presentation as of March 23, 2021

AUDITED INCOME STATEMENT DETAIL (2019 - 2020)

(in thousands, except share and per share amounts)

	Year Ended December 31,	
	2020	2019
Revenue, net	\$ 31,775	\$ 33,511
Cost of revenue	17,903	21,337
Gross profit	13,872	12,174
Operating expenses		
Selling, general and administrative	10,752	13,062
Research and development	5,592	5,246
Amortization and depreciation	149	319
Total operating expenses	16,493	18,627
Loss from operations	(2,621)	(6,453)
Other income (expense)		
Other income	9	124
Interest income	1	4
Interest expense	(582)	(535)
Loss on disposal of assets	(4)	(11)
Total other expense, net	(576)	(418)
Loss before income tax (benefit) expense	(3,197)	(6,871)
Income tax (benefit) expense	(29)	102
Net loss	(3,168)	(6,973)
Other comprehensive income (loss)		
Foreign currency translation adjustment	83	(49)
Comprehensive loss	\$ (3,085)	\$ (7,022)
Loss per common share:		
Basic and diluted	\$ (0.12)	\$ (0.35)
Weighted average common shares outstanding:		
Basic and diluted	25,403,048	20,276,598

SHAPEWAYS Note: As of December 31, 2020, the Company had federal net operating loss carryforwards of approximately \$90,684, of which \$71,921 will expire by 2038 if not utilized.

49

AUDITED BALANCE SHEET DETAIL (2019 - 2020)

(in thousands, except share and per share amounts)

	December 31,	
	2020	2019
Assets		
Current assets		
Cash and cash equivalents	\$ 8,564	\$ 9,464
Restricted cash	145	141
Accounts receivable	185	151
Inventory	727	440
Promissory note due from related party	151	200
Prepaid expenses and other current assets	1,910	1,953
Total current assets	11,682	12,349
Property and equipment, net	948	1,337
Right-of-use assets, net	2,102	—
Goodwill	1,835	1,835
Security deposits	175	434
Total assets	\$ 16,742	\$ 15,955
Liabilities and stockholders' equity (deficit)		
Current liabilities		
Accounts payable	\$ 1,633	\$ 2,079
Accrued expenses and other liabilities	3,319	2,816
Capital leases	—	17
Current portion of long-term debt	8,332	6,333
Operating lease liabilities, current	1,222	—
Deferred revenue	253	425
Total current liabilities	15,259	11,670
Deferred rent	—	283
Operating lease liabilities, net of current portion	1,094	—
Long-term debt, net of current portion	2,236	3,571
Total liabilities	18,589	15,524
Commitments and contingencies		
Stockholders' equity (deficit)		
Convertible preferred stock (\$0.0001 par value; 41,641,842 shares authorized; 22,579,695 shares issued and outstanding as of December 31, 2020 and 2019; aggregate liquidation preference of \$60,391 as of December 31, 2020 and 2019)	2	2
Common stock (\$0.0001 par value; 60,668,172 shares authorized; 16,211,567 and 15,894,428 shares issued and outstanding as of December 31, 2020 and 2019, respectively)	2	2
Additional paid-in capital	112,993	112,186
Accumulated deficit	(114,567)	(111,399)
Accumulated other comprehensive loss	(277)	(360)
Total stockholders' (deficit) equity	(1,847)	431
Total liabilities and stockholders' equity (deficit)	\$ 16,742	\$ 15,955

SHAPEWAYS Note: As of December 31, 2020, the Company had federal net operating loss carryforwards of approximately \$90,684, of which \$71,921 will expire by 2038 if not utilized.

50

AUDITED CASH FLOW STATEMENT DETAIL (2019 - 2020)

(in thousands, except share and per share amounts)

	Year Ended December 31,	
	2020	2019
Cash flows from operating activities:		
Net loss	\$ (2,168)	\$ (6,973)
Adjustments to reconcile net loss to net cash used in operating activities:		
Depreciation and amortization	473	1,458
Loss on disposal of asset	4	11
Stock-based compensation expense	721	740
Non-cash lease expense	2,056	—
Change in operating assets and liabilities:		
Accounts receivable	(40)	69
Inventory	(310)	46
Prepaid expenses and other assets	(5)	(1,533)
Interest on promissory note due from related party	49	(4)
Security deposits	259	(141)
Accounts payable	(379)	63
Accrued expenses and other liabilities	814	(187)
Lease liabilities	(2,129)	—
Deferred revenue	345	(352)
Deferred rent	(283)	(98)
Net cash used in operating activities	<u>(1,593)</u>	<u>(6,901)</u>
Cash flows from investing activities:		
Proceeds from sales of property and equipment	—	25
Purchases of property and equipment	(104)	(181)
Net cash used in investing activities	<u>(104)</u>	<u>(156)</u>
Cash flows from financing activities:		
Principal payments on capital leases	(18)	(675)
Proceeds from issuance of common stock	86	33
Repayments of loans payable	(1,318)	(314)
Proceeds from loans payable	1,982	5,001
Net cash provided by financing activities	<u>732</u>	<u>4,945</u>
Net change in cash and cash equivalents and restricted cash	\$ (965)	\$ (3,012)
Effect of change in foreign currency exchange rates on cash and cash equivalents and restricted cash	\$ 69	\$ (45)
Cash and cash equivalents and restricted cash at beginning of year	9,605	12,662
Cash and cash equivalents and restricted cash at end of year	<u>\$ 8,709</u>	<u>\$ 9,605</u>
Supplemental disclosure of cash and non-cash transactions:		
Cash paid for interest:	\$ 182	\$ 314
Cash paid for taxes	\$ —	\$ —

SHAPEWAYS Note: As of December 31, 2020, the Company had federal net operating loss carryforwards of approximately \$90,684, of which \$71,921 will expire by 2038, if not utilized.

51

SHAPEWAYS



**Galileo Acquisition Corp and Shapeways Merger Announcement
Conference Call Script April 28, 2021**

Operator

Welcome to today's conference call announcing the business combination of Shapeways, Inc. and Galileo Acquisition Corp. Joining us on the call are Alberto Recchi, Co-Founder and Chief Financial Officer of Galileo Acquisition Corp., and Greg Kress, Chief Executive Officer of Shapeways, Inc.

We would first like to remind everyone that this call contains forward-looking statements including, but not limited to, Shapeways' and Galileo's expectations or predictions of financial and business performance and conditions, competitive and industry outlook; market size; the cash resources, plans and prospects of the combined entity; expected valuations of the combined entity; and the timing and completion of the transaction. Commentary on these topics constitutes forward-looking statements within the meaning of the Safe Harbor provisions of the Private Securities Litigation Reform Act. Forward-looking statements are predictions, projections and other statements about future events that are based on current expectations and assumptions and, as a result, are subject to risks and uncertainties. We encourage you to read the press release issued today, the accompanying presentation, and Galileo's public filings with the SEC, including a Registration Statement on Form S-4 that will be filed in the near future and available on the SEC's website, and, in particular, to the section or sections titled Risk Factors, for a discussion of the risks that can affect the transaction, Galileo's and Shapeways' businesses, and the outlook of the combined company.

1



Shapeways and Galileo are under no obligation and expressly disclaim any obligation to update, alter or otherwise revise any forward-looking statements, whether as a result of new information, future events or otherwise, except as required by law.

This conference call is for informational purposes only and shall not constitute an offer to buy any securities or a solicitation of any vote in any jurisdiction pursuant to the proposed business combination or otherwise, nor shall there be any sale of securities in any jurisdiction in which the offer, solicitation or sale would be unlawful prior to the registration or qualification under the securities laws of any such jurisdiction.

And now, I would like to introduce Alberto Recchi, Co-Founder and CFO of Galileo Acquisition Corp.

Alberto Recchi, Co-Founder and CFO of Galileo Acquisition Corp.

Thank you and good morning, everyone. I'm joined on today's call by Greg Kress, CEO of Shapeways. Myself, and the co-founders of Galileo, Luca Giacometti and Alberto Pontonio, are very excited to announce today the proposed business combination between Galileo Acquisition Corp and Shapeways.

Couple remarks on our SPAC: Galileo was established to focus on companies with a US and European nexus, with a generalist approach, including specialty industrials, targeting high-growth companies that are poised to capitalize on their differentiated technology. Galileo assembled a diverse team of professionals from Europe and the US with proven track records of principal investing, M&A and public company operating experience in both the North American and European markets. In particular, we have a long and successful history of leading SPACs having completed four successful business combinations prior to this transaction with Shapeways.

2



Over the course of the last year and a half we embarked on an extensive search which included over 200 potential targets. By far the most exciting of these was Shapeways, which is led with passion and great professionalism by Greg and his team. We were highly attracted to Shapeways as a unique and compelling investment opportunity due to its proven, high quality, flexible on-demand digital manufacturing platform and proprietary, purpose-built software which fills a major gap in the global manufacturing marketplace.

Now, among the prime reasons why we were attracted to Shapeways is the current management team. Greg and Jennifer Walsh, CFO of Shapeways, joined the company three years ago and during this time have expanded the enterprise capabilities of the business, go-to-market strategy, and substantially improved gross profit margins. Shapeways' digital manufacturing platform is engineered for scalability to drive top line growth fueled further by this capital injection. So, we believe Shapeways will be well positioned to gain global market share and expand its manufacturing capabilities and software monetization while continuing to drive industry leading margins.

3

The additive manufacturing industry is approaching an inflection point. We believe it is at the brink of moving from prototyping parts and tooling, to production at scale. In our opinion this will unlock large adoption and drive growth over the next decade. The industry is also making major progress on overcoming many of the challenges that hindered adoption rates over the past decade. These include characteristics such as speed, quality, materials availability (particularly in metals), part size and overall digitalization of the end-to-end manufacturing process. This is where Shapeways' moat really stands out; Shapeways has purpose built end-to-end proprietary software that has been developed and refined over the past ten years with significant investments by its current shareholders. Shapeways' manufacturing operating system is also agnostic to hardware technologies and materials which allows the company to quickly adapt to market shifts and customer needs.

With respect to the key terms of the proposed transaction, the combined company will have an estimated pro forma enterprise value of \$410 million at closing. The consideration to be delivered to the Shapeways' security holders at the closing will be Galileo securities. A portion of the consideration otherwise deliverable at the closing will be withheld and will, after the closing, be subject to certain vesting and forfeiture conditions described in the principal transaction documents. The transaction is expected to result in roughly \$200 million in cash to the combined company, after deal fees and expenses, assuming no redemptions and including \$75 million in proceeds from the fully subscribed PIPE offering. Notably, there are no acquisition assumptions included in the projections.

As a further demonstration of their continued commitment to Shapeways, the current major shareholders who participated in past private financing rounds will remain equity holders in the combined company after the transaction, and also invest in the PIPE. These prominent firms include: Lux Capital, Union Square Ventures, Andreessen Horowitz, and INKEF Capital. The PIPE is anchored by leading financial investors, Miller Value and XN, and a publicly listed strategic investor, Desktop Metal. The closing of the transaction is expected in the third quarter of 2021, subject to ordinary closing conditions which are set forth in the merger agreement.

With that, I'm pleased to introduce you to Greg Kress, CEO of Shapeways; Greg over to you.

Greg Kress, CEO of Shapeways

Thanks Alberto.

We are very excited to be working with the Galileo team. Galileo and Shapeways have built a strong relationship over the past few quarters. We have gained a deep appreciation for the significant experience that the Galileo team brings as a proven and successful SPAC sponsor, given the successful results of their four previous transactions. Also, Galileo complements our international and domestic expertise and we believe they will provide highly strategic insight as we look to further build out and expand our global reach.

Shapeways was built from the ground up with the idea of how do you fully digitize the end-to-end manufacturing process so you can deliver high quality, low volume, high mix production at compelling economics. We are at the infancy of this digital transformation that manufacturers are going through, and Shapeways is well positioned to both participate in and contribute to this industry growth.

Shapeways makes industrial-grade additive manufacturing accessible by digitizing the end-to-end manufacturing process, and by providing a broad range of solutions to our customers, utilizing 11 additive manufacturing technologies and more than 90 materials and finishes, with the ability to easily scale new innovation.

Shapeways offers a combination of high quality, flexible on-demand manufacturing that is powered by our purpose-built proprietary software. We have spent the last 10 years and over \$100 million of investment building this platform that digitizes the manufacturing process and allows Shapeways to deliver high quality industrial grade manufacturing to its customers.

The digital manufacturing market is expected to grow from some \$39 billion to over \$120 billion over the next 10 years, representing a 12% Compounded Annual Growth Rate, according to industry reports. This growth is driven by digitization of manufacturing and continued innovation that's taking place in Additive Manufacturing.

We support our customers through both internal manufacturing capabilities and external supply chain capabilities all managed by our proprietary software platform. Shapeways currently has two internal manufacturing facilities located in Long Island City, NY and Eindhoven in the Netherlands. Our customers are further supported by our 50 strategic supply chain partners who focus on overflow capacity that helps us meet peak demands, as well as to support us in efficiently launching new materials and technologies.

SHAPEWAYS


A key component of our growth has been the relationships with our customers which has led to a high level of repeat revenue. In 2020, 88% of our revenue came from our existing customer base. Shapeways software was built with integrations in mind. Enabling deep integrations with our customers, connecting with their systems and infrastructure to become a mission critical component of their business.

By digitizing the end-to-end manufacturing process, Shapeways can efficiently support thousands of customers' orders each day. This starts with Shapeways' software platform's ability to automate the ordering process, giving our customer the ability to upload a file, configure their product, receive instant pricing, and place their order. Shapeways software then analyzes the file for manufacturability, automatically makes corrections, and then when necessary works directly with the customer to improve the file through our automated file optimization workflows.

Shapeways software then allocates that demand internally or out to its supply chain to best optimize the supply chain capacity, minimize costs, and maximize profitability. Shapeways software then combines 1,000s of parts across 100s of customers to create the most optimized manufacturing builds possible, all with the intent of streamlining the customer experience, enabling quick turnaround time while maximizing profitability. Shapeways' software then manages the complex one-part workflow through every step of the manufacturing process, providing real time tracking and traceability.

SHAPEWAYS


Shapeways is agnostic to both manufacturing hardware and materials making it complementary to the hardware providers such as Desktop Metal, EOS and HP, along with material providers such as BASF, DSM and Henkel.

As we look forward, we believe there are multiple growth opportunities for Shapeways' platform. We are positioned to scale across materials, markets, technologies, and through our offering of software as a service. We have an opportunity to utilize our technology to accelerate the adoption in key markets including the industrial, medical, automotive and aerospace segments. This includes the continued expansion of materials usage including advanced polymers, industrial metals and materials in both composites and ceramics. In addition, we have the opportunity to expand beyond our core markets of North American and Europe into Asia.

Shapeways is also focused on expanding the part envelope beyond additive manufacturing to other manufacturing technologies to broaden our customer share of wallet. Lastly, we have a significant opportunity with utilizing our software as a service. There are more than 10 million manufacturers globally with less than 6% of them being digitized, according to industry sources. More than 90% of those manufactures are small to midsize companies that are not able to support the required capital and time investments necessary to digitize their end-to-end manufacturing. We have already deployed our software to two different design groups to help create a white labeled version of our software that provides the potential for licensing fees and other recurring and sustainable revenue streams. Given our industry leading software, we believe we can accelerate other manufacturer's digital transformation. This creates additional growth opportunities through recurring software revenue and additional manufacturing in support of those expanded capabilities.

SHAPEWAYS


Coming out of COVID, Shapeways is experiencing strong growth as customers turn to digital manufacturing for quick-turn part production and to mitigate supply chain disruption which has become all too common. With this capital injection, Shapeways is positioned to continue to invest in scaling the business further to address the market needs and enable global manufacturing with our proprietary software. Shapeways is projecting growth to ramp from \$32.8 million in revenue in 2020 to over \$400 million in revenue in 2025, representing a 66% compounded annual growth rate all while further expanding gross margins to over 50%. As we look at our projected revenue build over the next few years we know that historically our customers have grown with us. We know how to add and optimize new manufacturing technologies as we have demonstrated in the past. We are also planning to further commercialize our software that will provide new revenue opportunities in the form of implementation fees and licensing fees. We believe this revenue growth and margin expansion will ultimately lead to higher cashflow and EBITDA. We are projecting over \$100 million in adjusted EBITDA by 2025 and believe we will be cashflow and EBITDA positive by 2023. This plan is fully funded and does not require additional funding to meet these targets.

With this capital injection, we plan to invest \$100 million in CAPEX over the next five years into new technologies and materials to fuel our growth. To help accelerate this roadmap, Shapeways has signed a strategic partnership agreement with Desktop Metal, a leader in additive manufacturing metal technology, which enables Shapeways to effectively expand its metals portfolio.

Beyond all of this organic growth, there is the opportunity to grow beyond our projections in the near term through strategic acquisitions. We have identified several opportunities that would expand our geographical reach as well as our technology offering to further accelerate our growth.

In closing, I would like to summarize why we are so excited about the opportunity Shapeways has ahead of us:

- First, the digital manufacturing sector is expected to grow significantly over the next decade from some \$39 billion in 2020 to \$120 billion in 2030 leading to great value creation. The growth is driven by the digitization of manufacturing and the continued innovation in additive manufacturing.
- Shapeways is a leader in the Digital Manufacturing space with a proprietary software that allows for quick adaptability to market shifts and customer demand.
- And finally, we have a scalable financial model that will provide us with an opportunity to consolidate a highly fragmented additive manufacturing space and create significant shareholder value.

On behalf of the Shapeways management team, I would like to thank all of the Shapeways employees and investors who have been instrumental in getting Shapeways to this point. I would also like to welcome our newest investors, including Galileo, Miller Value, XN and Desktop Metal, in partnering with us as Shapeways transitions to a public company. Thank you again for joining us.

About Shapeways

Shapeways digital manufacturing platform offers customers access to high quality manufacturing from start to finish through automation, innovation and digitization. The company's purpose-built software, wide selection of materials and technologies, and global supply chain lower manufacturing barriers and speed delivery of quality products. Shapeways' digital manufacturing services have empowered more than one million customers worldwide to produce more than 21 million parts using 11 different technologies and 90 different materials and finishes. Headquartered in New York City, Shapeways has ISO 9001-compliant manufacturing facilities in Long Island City, N.Y., the Netherlands and a network of innovative partners around the globe. It was founded in 2008 and spun-out of the Lifestyle Incubator of Royal Philips Electronics in 2010. Investors include Lux Capital, Union Square Ventures, Andreessen Horowitz, INKEF Capital, Index Ventures and Hewlett Packard Ventures.

To learn more, please visit <https://www.shapeways.com>.

The information that may be contained on or accessed through these websites are not incorporated into this document.

About Galileo Acquisition Corp.

Galileo Acquisition Corp. raised \$138 million in October 2019 and its securities are listed on the New York Stock Exchange under the ticker symbols "GLEO.U," "GLEO" and "GLEO.WS." Galileo is a blank check company organized for the purpose of effecting a merger, capital stock exchange, asset acquisition, or other similar business combination with one or more businesses or entities with an initial focus on targets operating in the Consumer, Retail, Food and Beverage, Fashion and Luxury, Specialty Industrial, Technology or Healthcare sectors which are headquartered in Europe or North America, and that have a European and North American market nexus. Galileo is led by a serial SPAC sponsor team having successfully completed four business combinations, plus Shapeways in process. Its team is composed by seasoned dealmakers with diverse nationalities, M&A, principal investing and public company operating experience in both the North American and Western European markets.

To learn more please, visit <http://www.galileospac.com>

The information that may be contained on or accessed through these websites are not incorporated into this document.

Forward-Looking Statements

Certain statements included in this transcript are not historical facts and are forward-looking statements for purposes of the safe harbor provisions under the United States Private Securities Litigation Reform Act of 1995. Forward-looking statements generally are accompanied by words such as "believe," "may," "will," "estimate," "continue," "anticipate," "intend," "expect," "should," "would," "plan," "predict," "potential," "seem," "seek," "future," "outlook," and similar expressions that predict or indicate future events or trends or that are not statements of historical matters. All statements, other than statements of present or historical fact included in this presentation, regarding Galileo's proposed acquisition of Shapeways, Galileo's ability to consummate the transaction, the benefits of the transaction and the combined company's future financial

performance, market opportunity, as well as the combined company's strategy, future operations, estimated financial position, estimated revenues and losses, projected costs, prospects, plans and objectives of management are forward-looking statements. These statements are based on various assumptions, whether or not identified in this press release, and on the current expectations of the respective management of Shapeways and Galileo and are not predictions of actual performance. These forward-looking statements are provided for illustrative purposes only and are not intended to serve as, and must not be relied on as, a guarantee, an assurance, a prediction, or a definitive statement of fact or probability. Actual events and circumstances are difficult or impossible to predict and will differ from assumptions. Many actual events and circumstances are beyond the control of Shapeways and Galileo. These forward-looking statements are subject to a number of risks and uncertainties, including changes in domestic and foreign business, market, financial, political, and legal conditions; the inability of the parties to successfully or timely consummate the proposed transaction, including the risk that any regulatory approvals are not obtained, are delayed or are subject to unanticipated conditions that could adversely affect the combined company or the expected benefits of the proposed transaction or that the approval of the stockholders of Galileo or Shapeways is not obtained; failure to realize the anticipated benefits of the proposed transaction; the success of Shapeways' recent agreement with Desktop Metal to drive growth; Shapeways' ability to adapt to rapidly changing technologies and market trends; litigation, including litigation related to intellectual property; the ability of Shapeways to attract and retain key personnel; the ability of Shapeways to manage global operations; the ability of Shapeways to attract and retain key customers, including larger enterprise customers; the risk that the market Shapeways is targeting will not grow as anticipated; product defects; defects or "bugs" in the software used by Shapeways; Shapeways may not use the proceeds from the transaction effectively or the proceeds may not be sufficient to grow the business; the effects of competition on Shapeways' business; the amount of redemption requests made by Galileo's stockholders; the ability of Galileo or Shapeways to issue equity in connection with the proposed transaction or in the future, and those factors discussed in Galileo's Annual Report on Form 10-K for the year ended December 31, 2020, under the heading "Risk Factors," and other documents Galileo has filed, or will file, with the SEC. If any of these risks materialize or our assumptions prove incorrect, actual results could differ materially from the results implied by these forward-looking statements. There may be additional risks that neither Galileo nor Shapeways presently know, or that Galileo nor Shapeways currently believe are immaterial, that could also cause actual results to differ from those contained in the forward-looking statements. In addition, forward-looking statements reflect Galileo's and Shapeways' expectations, plans, or forecasts of future events and views as of the date of this press release. Galileo and Shapeways anticipate that subsequent events and developments will cause Galileo's and Shapeways' assessments to change. However, while Galileo and Shapeways may elect to update these forward-looking statements at some point in the future, Galileo and Shapeways specifically disclaim any obligation to do so. These forward-looking statements should not be relied upon as representing Galileo's and Shapeways' assessments of any date subsequent to the date of this transcript. Accordingly, undue reliance should not be placed upon the forward-looking statements.

SHAPEWAYS

Important Information for Investors and Stockholders

In connection with the proposed transaction, Galileo will file a registration statement on Form S-4 (the "Registration Statement") with the SEC, which will include a preliminary proxy statement to be distributed to holders of Galileo's common stock in connection with Galileo's solicitation of proxies for the vote by Galileo's stockholders with respect to the proposed transaction and other matters as described in the Registration Statement, as well as the prospectus relating to the offer of securities to be issued to Shapeways' stockholders in connection with the proposed transaction. After the Registration Statement has been filed and declared effective, Galileo will mail a definitive proxy statement, when available, to its stockholders. Investors and security holders and other interested parties are urged to read the proxy statement/prospectus, any amendments thereto and any other documents filed with the SEC carefully and in their entirety when they become available because they will contain important information about Galileo, Shapeways and the proposed transaction. Investors and security holders may obtain free copies of the preliminary proxy statement/prospectus and definitive proxy statement/prospectus (when available) and other documents filed with the SEC by Galileo through the website maintained by the SEC at <http://www.sec.gov>, or through Galileo's website at www.galileospac.com. The information contained on, or that may be accessed through, the websites referenced in this press release is not incorporated by reference into, and is not a part of, this press release.

Participants in the Solicitation

Galileo and its directors and officers may be deemed participants in the solicitation of proxies of Galileo's shareholders in connection with the proposed business combination. Security holders may obtain more detailed information regarding the names, affiliations and interests of certain of Galileo's executive officers and directors in the solicitation by reading Galileo's final prospectus filed with the SEC on October 17, 2019, the registration statement / proxy statement and other relevant materials filed with the SEC in connection with the business combination when they become available. Information concerning the interests of Galileo's participants in the solicitation, which may, in some cases, be different than those of their stockholders generally, will be set forth in the registration statement / proxy statement relating to the business combination when it becomes available.



Shapeways, a leader in Digital Manufacturing, to List on NYSE via Merger with Galileo Acquisition Corp.

- **Disrupting multi-billion dollar global manufacturing market by digitizing end-to-end manufacturing process through increased production speed, lower costs and higher flexibility**
- **Shapeways proprietary software combined with efficient on-demand manufacturing enables customers to rapidly transform digital designs into physical products**
- **Offers leading digital manufacturing agility at scale through its purpose-built manufacturing operating system that is both hardware and material agnostic**
- **Delivered over 21 million parts to 1 million customers in over 160 countries**
- **Utilizes 11 additive manufacturing technologies and more than 90 materials and finishes, supports ability to easily scale new innovation**
- **Combined company to have an implied initial enterprise value of approximately \$410 Million, and expects to be listed on NYSE under the ticker “SHPW”**
- **Transaction to provide \$195 million of net proceeds to the Company, including a \$75 million fully committed, common stock PIPE at \$10.00 per share anchored by top-tier institutional investors Miller Value, XN, and strategic investor Desktop Metal**
- **The PIPE also includes investments from existing investors Lux Capital, Union Square Ventures, INKEF Capital and Andreessen Horowitz**
- **Investor webcast and conference call is scheduled for Wednesday, April 28, at 8:00 AM ET**

NEW YORK, NY – April 28, 2021 – Shapeways, Inc. (“Shapeways” or “the Company”), a leading global digital manufacturing platform driven by proprietary software, and Galileo Acquisition Corp. (NYSE: GLEO) (“Galileo”), a publicly-traded special purpose acquisition company, announced today that they have entered into a definitive merger agreement for a merger transaction in which Shapeways will be acquired by Galileo. Upon closing of the transaction, the combined company will be named Shapeways Holdings, Inc. and is expected to remain listed on the NYSE under the new ticker symbol, SHPW. The combined company will be led by Greg Kress, Shapeways’ Chief Executive Officer.

Company Overview

Shapeways is a leader in the large and fast-growing digital manufacturing industry combining high quality, flexible on-demand manufacturing powered by purpose-built proprietary software which enables customers to rapidly transform digital designs into physical products, globally. Shapeways makes industrial-grade additive manufacturing accessible by fully digitizing the end-to-end manufacturing process, and by providing a broad range of solutions utilizing 11 additive manufacturing technologies and more than 90 materials and finishes, with the ability to easily scale new innovation. The Company has delivered over 21 million parts to 1 million customers in over 160 countries.



The digital manufacturing market is anticipated to grow from approximately \$39 billion in 2020 to approximately \$120 billion in 2030 by disrupting the massive global manufacturing market which is slow, manual and rigid. The industry is experiencing a transformation due to significant advances in production technologies, innovation in materials and the adoption of software to increase speed, lower cost, and achieve higher flexibility. With its purpose-built proprietary software, which incorporates over 10 years of industry expertise and innovation, Shapeways is uniquely positioned to benefit from this industry transformation. Shapeways’ manufacturing “operating system” is agnostic to hardware technology and materials, which allows the Company to quickly adapt to market shifts and user needs. The Company supports a broad range of customers, ranging from individual project-focused engineers to small and large enterprises requiring high-mix production at scale.

Shapeways’ platform is positioned to scale across materials, markets and technologies. Expanding additive manufacturing capabilities will enable acceleration of adoption in key markets including industrial, medical, automotive, and aerospace. As an example of this opportunity, Shapeways has signed a strategic partnership with Desktop Metal, a leader in additive manufacturing metal technologies, an important expansion beyond Shapeways’ current focus on polymers. In terms of markets, Asia represents an attractive opportunity for expansion beyond the United States and Europe given the sizable annual manufacturing output from that region. Additionally, enabling manufacturers’ digital transformation provides Shapeways with a substantial market opportunity. In 2020, Shapeways began licensing a commercialized SaaS version of its proprietary software to key partners, enabling them to deploy Shapeways’ manufacturing operating system within their own organizations.

Shapeways Investment Highlights

- Unique and compelling opportunity in large, fast growing digital manufacturing market
- High quality, flexible on-demand manufacturing with proprietary purpose-built software
- Agnostic to hardware and materials allows scalability and quick adaptability to market shifts
- Broad use across customer types and industries with global delivery to end customers in over 160 countries
- Experienced management team with strong investor support

- Scalable financial model with opportunity to consolidate fragmented market

“Our vision to enable anyone to rapidly transform digital designs to physical products is reaching a significant milestone today as we transition Shapeways into a public company,” said Greg Kress, Chief Executive Officer of Shapeways. “We have been successfully executing on our vision, and this capital will allow us to empower digital manufacturing at scale, accelerating Shapeways’ additive manufacturing capabilities while expanding the Company’s material and technology offerings to more markets and industries.”

Luca Giacometti, Chairman and CEO of Galileo commented, “Shapeways fits our mandate given its North American and European nexus, market leadership position, and growth profile. Our team, having decades of experience advising, investing and operating businesses across U.S. and European markets, was immediately attracted to Shapeways’ platform which is supported by its proprietary software capabilities and ability to provide solutions to any company.”

2

SHAPEWAYS



Alberto Recchi, Galileo’s co-Founder and CFO, and Alberto Pontonio, co-Founder of Galileo, commented, “We are extremely excited to partner with Greg and Shapeways to help the Company achieve its goals and capture the massive Additive Manufacturing 2.0 opportunity. Thanks to its tremendous team, flexible on-demand manufacturing capabilities, and proprietary purpose-built software, we believe Shapeways has incredible potential for future growth, which will only be accelerated by the extensive financial resources provided by this transaction.”

Transaction Overview

The business combination values Shapeways at a \$410 million pro forma enterprise value, at the \$10.00 per share PIPE price which implies an equity value of \$605 million assuming minimal redemptions by Galileo shareholders. The transaction will provide more than \$195 million of net proceeds to the Company, including a \$75 million fully committed common stock PIPE anchored by top-tier institutional investors including Miller Value Partners and XN, along with a strategic partner Desktop Metal. Cash proceeds will primarily be used to accelerate Shapeways’ metal additive manufacturing capabilities, expand the Company’s material and technology offerings to extend market reach and grow customer share of wallet as well as to provide additional working capital.

The Boards of Directors of both Galileo and Shapeways have unanimously approved the transaction. Completion of the proposed transaction is subject to approval of Galileo shareholders and other customary closing conditions, including the receipt of certain regulatory approvals. As a result of the signing of a definitive agreement, Galileo will have until October 22, 2021 to consummate the Business Combination. The transaction is expected to close in the summer of 2021.

Additional information about the proposed transaction, including a copy of the merger agreement and investor presentation, will be provided in a Current Report on Form 8-K to be filed by Galileo with the Securities and Exchange Commission and will be available at www.sec.gov.

Advisors

Stifel is serving as the exclusive financial and capital markets advisor to Shapeways and as sole placement agent to Galileo for the PIPE. EarlyBirdCapital is serving as financial and capital markets advisor to Galileo. Needham & Company and Craig-Hallum are acting as capital markets advisors to Galileo. Gunderson Dettmer Stough Villeneuve Franklin & Hachigian, LLP is serving as legal advisor to Shapeways, and Ellenoff Grossman & Schole LLP is serving as legal advisor to Galileo. ICR is serving as investor relations and communications advisor to Shapeways.

Investor Webcast and Conference Call

Galileo and Shapeways will host a joint investor conference call to discuss the proposed transaction Wednesday April 28, 2021 at 8:00AM ET. The conference call will be accompanied by a detailed investor presentation.

3

SHAPEWAYS



A webcast of the call will be available [here](#), and can also be accessed on the Shapeways website [here](#) and on the Galileo website [here](#). For those who wish to participate by telephone, please dial 1-877-705-6003 (U.S.) or 1-201-493-6725 (International) and reference the Conference ID 13719267. A replay of the call will also be available via webcast [here](#).

About Shapeways

Shapeways’ digital manufacturing platform offers customers access to high quality manufacturing from start to finish through automation, innovation and digitization. The company’s purpose-built software, wide selection of materials and technologies, and global supply chain lower manufacturing barriers and speed delivery of quality products. Shapeways’ digital manufacturing services have empowered more than one million customers worldwide to produce more than 21 million parts using 11 different technologies and 90 different materials and finishes. Headquartered in New York City, Shapeways has ISO 9001-compliant manufacturing facilities in Long Island City, N.Y., and the Netherlands and a network of innovative partners around the globe. It was founded in 2008 and spun-out of the Lifestyle Incubator of Royal Philips Electronics in 2010. Investors include Lux Capital, Union Square Ventures, Andreessen Horowitz, INKEF Capital, Index Ventures and Hewlett Packard Ventures.

To learn more, please visit <https://www.shapeways.com>. The information that may be contained on or accessed through this website is not incorporated into this release.

About Galileo Acquisition Corp.

Galileo Acquisition Corp. raised \$138 million in October 2019 and its securities are listed on the New York Stock Exchange under the ticker symbols “GLEO.U,” “GLEO” and “GLEO.WS.” Galileo is a blank check company organized for the purpose of effecting a merger, capital stock exchange, asset acquisition, or other similar business combination with one or more businesses or entities with an initial focus on targets operating in the Consumer, Retail, Food and Beverage, Fashion and Luxury, Specialty Industrial, Technology or Healthcare sectors which are headquartered in Europe or North America, and that have a European and North American market nexus. Galileo is led by a serial SPAC sponsor team having successfully completed four business combinations, in addition to Shapeways. Its team is composed by seasoned dealmakers with diverse nationalities, M&A, principal investing and public company operating experience in both the North American and Western European markets.

To learn more please, visit <http://www.galileospac.com>. The information that may be contained on or accessed through this website is not incorporated into this release.

4

Forward-Looking Statements

Certain statements included in this press release that are not historical facts are forward-looking statements for purposes of the safe harbor provisions under the United States Private Securities Litigation Reform Act of 1995. Forward-looking statements generally are accompanied by words such as “believe,” “may,” “will,” “estimate,” “continue,” “anticipate,” “intend,” “expect,” “should,” “would,” “plan,” “predict,” “potential,” “seem,” “seek,” “future,” “outlook,” and similar expressions that predict or indicate future events or trends or that are not statements of historical matters. All statements, other than statements of present or historical fact included in this presentation, regarding Galileo’s proposed acquisition of Shapeways, Galileo’s ability to consummate the transaction, the benefits of the transaction and the combined company’s future financial performance, market opportunity, as well as the combined company’s strategy, future operations, estimated financial position, estimated revenues and losses, projected costs, prospects, plans and objectives of management are forward-looking statements. These statements are based on various assumptions, whether or not identified in this press release, and on the current expectations of the respective management of Shapeways and Galileo and are not predictions of actual performance. These forward-looking statements are provided for illustrative purposes only and are not intended to serve as, and must not be relied on as, a guarantee, an assurance, a prediction, or a definitive statement of fact or probability. Actual events and circumstances are difficult or impossible to predict and will differ from assumptions. Many actual events and circumstances are beyond the control of Shapeways and Galileo. These forward-looking statements are subject to a number of risks and uncertainties, including changes in domestic and foreign business, market, financial, political, and legal conditions; the inability of the parties to successfully or timely consummate the proposed transaction, including the risk that any regulatory approvals are not obtained, are delayed or are subject to unanticipated conditions that could adversely affect the combined company or the expected benefits of the proposed transaction or that the approval of the stockholders of Galileo or Shapeways is not obtained; failure to realize the anticipated benefits of the proposed transaction; the success of Shapeways’ recent agreement with Desktop Metal to drive growth; Shapeways’ ability to adapt to rapidly changing technologies and market trends; litigation, including litigation related to intellectual property; the ability of Shapeways to attract and retain key personnel; the ability of Shapeways to manage global operations; the ability of Shapeways to attract and retain key customers, including larger enterprise customers; the risk that the market Shapeways is targeting will not grow as anticipated; product defects; defects or “bugs” in the software used by Shapeways; Shapeways may not use the proceeds from the transaction effectively or the proceeds may not be sufficient to grow the business; the effects of competition on Shapeways’ business; the amount of redemption requests made by Galileo’s stockholders; the ability of Galileo or Shapeways to issue equity in connection with the proposed transaction or in the future, and those factors discussed in Galileo’s Annual Report on Form 10-K for the year ended December 31, 2020, under the heading “Risk Factors,” and other documents Galileo has filed, or will file, with the SEC. If any of these risks materialize or our assumptions prove incorrect, actual results could differ materially from the results implied by these forward-looking statements. There may be additional risks that neither Galileo nor Shapeways presently know, or that Galileo nor Shapeways currently believe are immaterial, that could also cause actual results to differ from those contained in the forward-looking statements. In addition, forward-looking statements reflect Galileo’s and Shapeways’ expectations, plans, or forecasts of future events and views as of the date of this press release. Galileo and Shapeways anticipate that subsequent events and developments will cause Galileo’s and Shapeways’ assessments to change. However, while Galileo and Shapeways may elect to update these forward-looking statements at some point in the future, Galileo and Shapeways specifically disclaim any obligation to do so. These forward-looking statements should not be relied upon as representing Galileo’s and Shapeways’ assessments of any date subsequent to the date of this press release. Accordingly, undue reliance should not be placed upon the forward-looking statements.

5

SHAPEWAYS



Important Information for Investors and Stockholders

In connection with the proposed transaction, Galileo will file a registration statement on Form S-4 (the “Registration Statement”) with the SEC, which will include a preliminary proxy statement to be distributed to holders of Galileo’s common stock in connection with Galileo’s solicitation of proxies for the vote by Galileo’s stockholders with respect to the proposed transaction and other matters as described in the Registration Statement, as well as the prospectus relating to the offer of securities to be issued to Shapeways’ stockholders in connection with the proposed transaction. After the Registration Statement has been filed and declared effective, Galileo will mail a definitive proxy statement, when available, to its stockholders. Investors and security holders and other interested parties are urged to read the proxy statement/prospectus, any amendments thereto and any other documents filed with the SEC carefully and in their entirety when they become available because they will contain important information about Galileo, Shapeways and the proposed transaction. Investors and security holders may obtain free copies of the preliminary proxy statement/prospectus and definitive proxy statement/prospectus (when available) and other documents filed with the SEC by Galileo through the website maintained by the SEC at <http://www.sec.gov>, or through Galileo’s website at www.galileospac.com. The information contained on, or that may be accessed through, the websites referenced in this press release is not incorporated by reference into, and is not a part of, this press release.

Participants in the Solicitation

Galileo and its directors and officers may be deemed participants in the solicitation of proxies of Galileo’s shareholders in connection with the proposed business combination. Security holders may obtain more detailed information regarding the names, affiliations and interests of certain of Galileo’s executive officers and directors in the solicitation by reading Galileo’s final prospectus filed with the SEC on October 17, 2019, the registration statement / proxy statement and other relevant materials filed with the SEC in connection with the business combination when they become available. Information concerning the interests of Galileo’s participants in the solicitation, which may, in some cases, be different than those of their stockholders generally, will be set forth in the registration statement / proxy statement relating to the business combination when it becomes available. Contacts:

Shapeways
Investor Relations

Media Relations

investors@shapeways.com

press@shapeways.com

Galileo Acquisition Corp.

Alberto Recchi, Chief Financial Officer

alberto.recchi@galileospac.com